

# CS 59

CS 59



**REYNAERS**  
aluminium

**Edition** 08/2010 (based on 089.C11F.00)





### CS 59 (fenêtres)

- 1 Eléments fixes
- 2 Eléments ouvrants
- 3 Eléments composés
- 4 Combinaisons dans le système

### CS 59 (portes)

- 5 Ouvrant vers l'intérieur
- 6 Ouvrant vers l'extérieur

CS 59 Hidden Vent (CS 59-HV)

CS 59 Softline (CS 59-So)

CS 59 Renaissance (CS 59-Re)

CS 59 Front (CS 59-Fr)

CS 59 Automatic Sliding Door (CS 59-AD)

CS 59 Swing Door (CS 59-SD)

CS 59 Clampable Door (CS 59-CD)

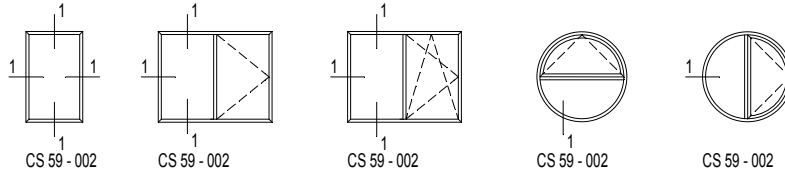
Combinaisons avec d'autres systèmes

## CS 59 (Fenêtres)

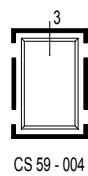
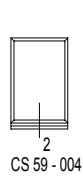


### 1 Eléments fixes

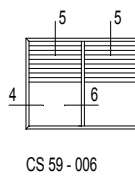
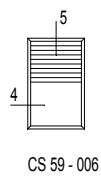
#### Dormants



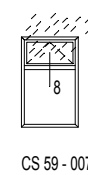
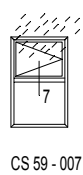
#### Bavettes



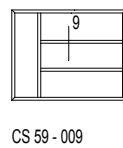
#### Guide à volet



#### Rejet d'eau

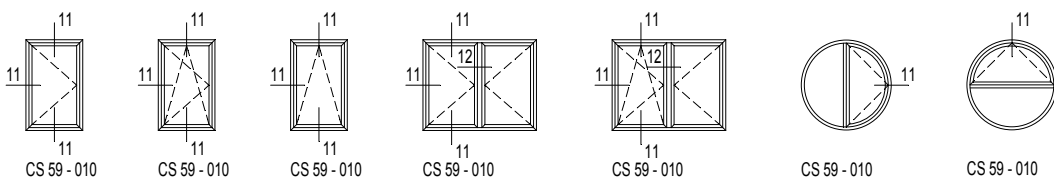


#### Division dans fenêtre fixe

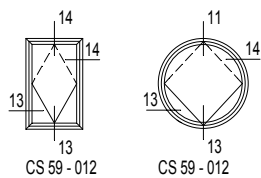


### 2 Eléments ouvrants

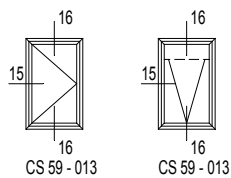
#### Fenêtres ouvrant vers l'intérieur



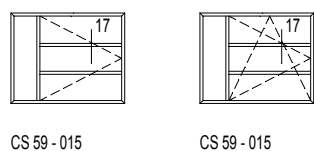
#### Fenêtre pivotante



#### Fenêtre ouvrant vers l'extérieur



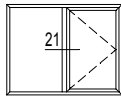
#### Division dans l'ouvrant



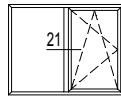


### 3 Éléments composés

Traverse

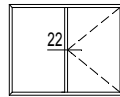


CS 59 - 016

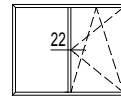


CS 59 - 016

Traverse renforcé

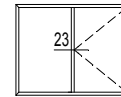


CS 59 - 018

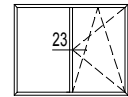


CS 59 - 018

Profilé de renforcement

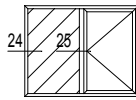


CS 59 - 020  
CS 59 - 021



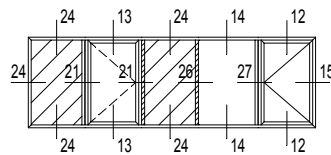
CS 59 - 020  
CS 59 - 021

Dormants / Traverse

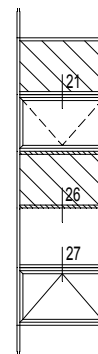


CS 59 - 024

Profilé inversion parclose



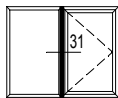
CS 59 - 026



CS 59 - 026

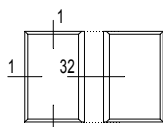
### 4 Combinaisons dans le système

Dans un même plan

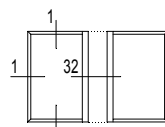


CS 59 - 027

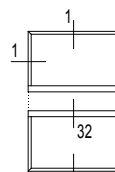
Dilatation



CS 59 - 028

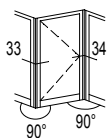


CS 59 - 028

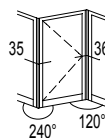


CS 59 - 028

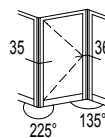
Profilés d'angle



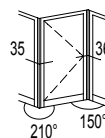
CS 59 - 029  
CS 59 - 030



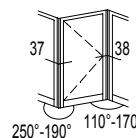
CS 59 - 031



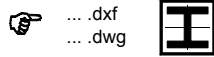
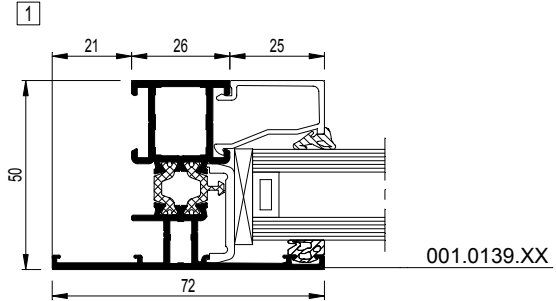
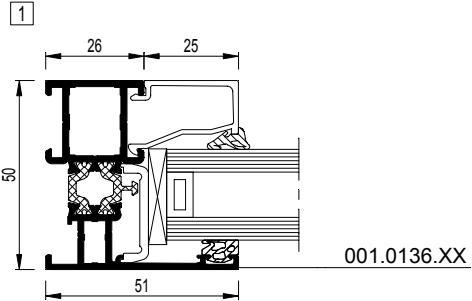
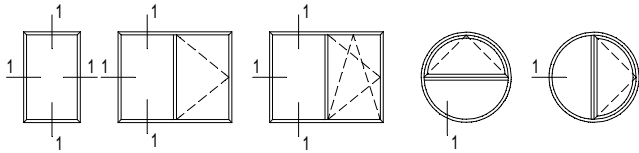
CS 59 - 031



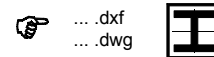
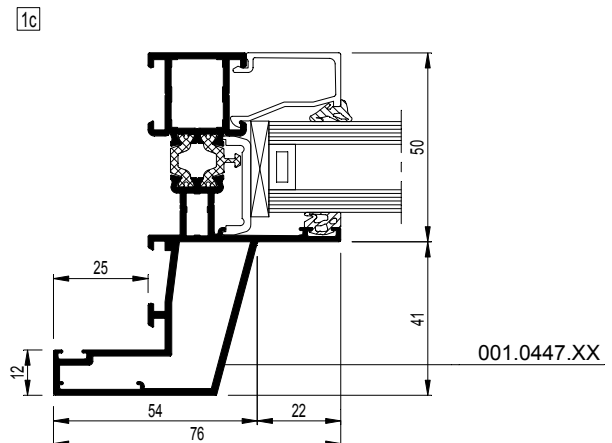
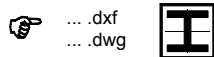
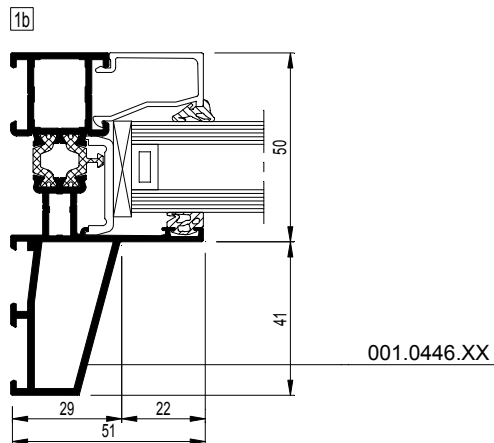
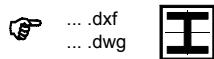
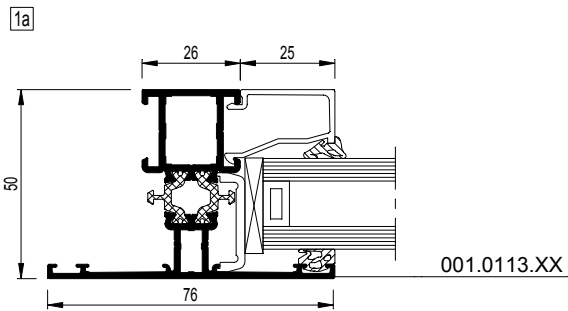
CS 59 - 031

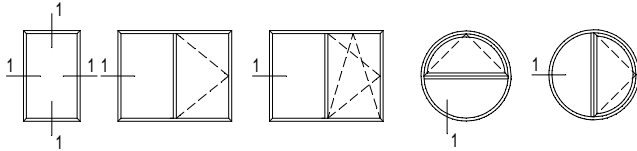


CS 59 - 032

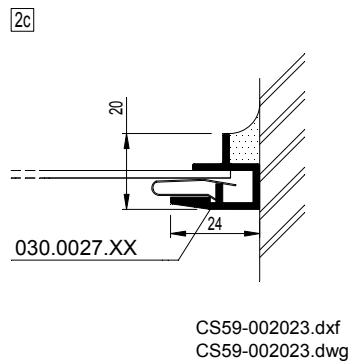
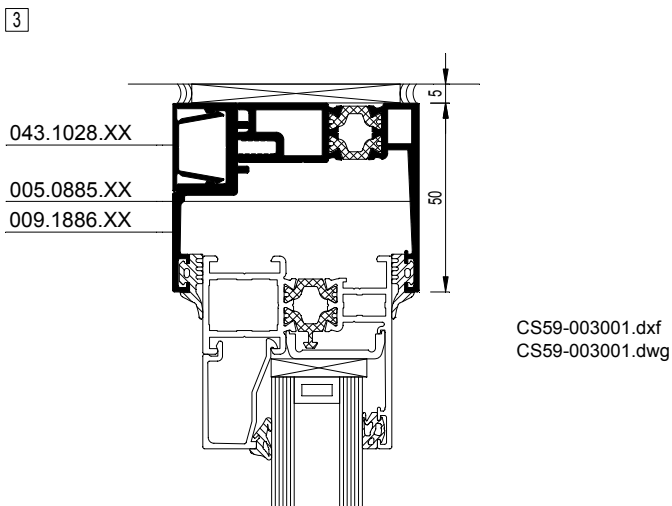
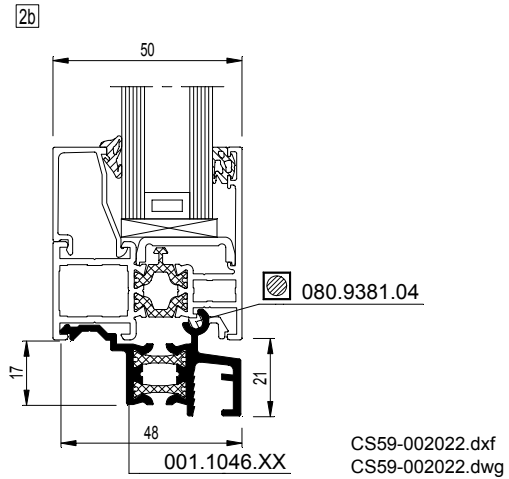
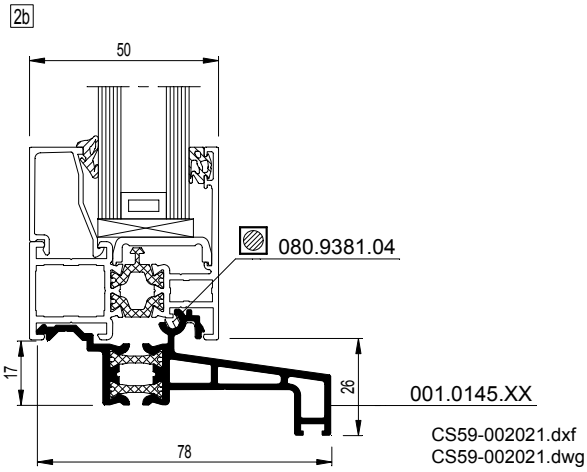
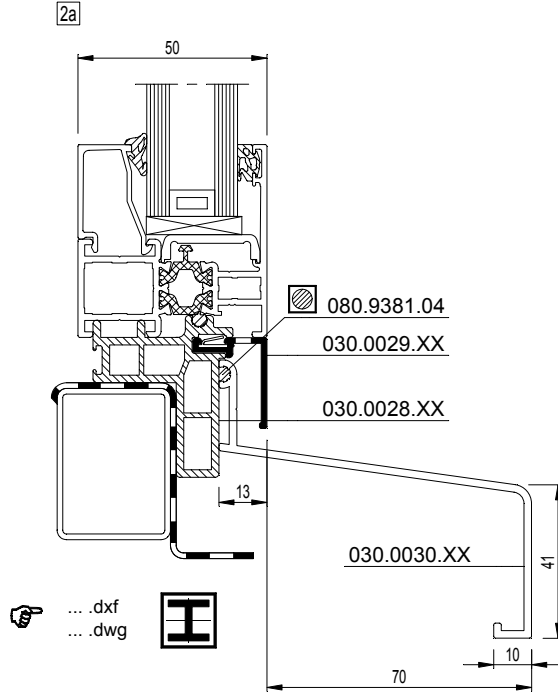
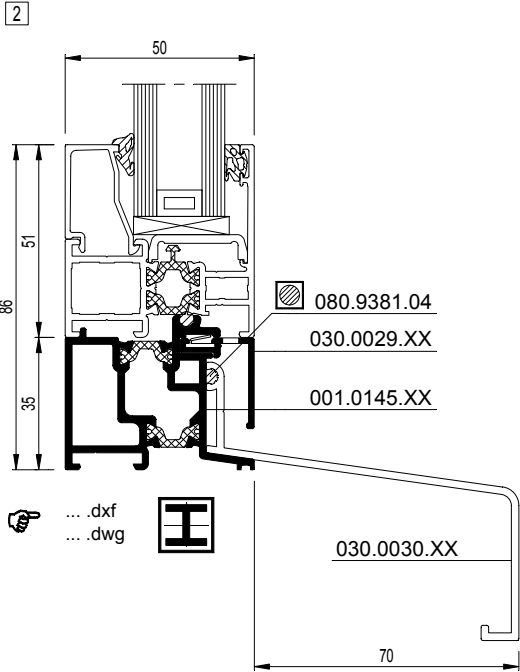
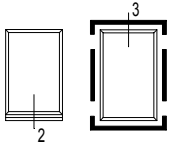


CS59-001005.dxf  
 CS59-001005.dwg

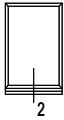




<p><b>001.0136.XX</b></p> <p><math>I_x = 8.399 \text{ cm}^4</math></p> <p>1 CS59-001001.dxf CS59-001001.dwg</p>	<p><b>001.0183.XX</b></p> <p><math>I_x = 10.962 \text{ cm}^4</math></p> <p>1 CS59-001002.dxf CS59-001002.dwg</p>	<p><b>001.0125.XX</b></p> <p><math>I_x = 13.179 \text{ cm}^4</math></p> <p>1 CS59-001003.dxf CS59-001003.dwg</p>	<p><b>001.0140.XX</b></p> <p><math>I_x = 15.397 \text{ cm}^4</math></p> <p>1 CS59-001004.dxf CS59-001004.dwg</p>
<p><b>001.0139.XX</b></p> <p><math>I_x = 9.697 \text{ cm}^4</math></p> <p>1 CS59-001005.dxf CS59-001005.dwg</p>	<p><b>001.0141.XX</b></p> <p><math>I_x = 10.398 \text{ cm}^4</math></p> <p>1 CS59-001006.dxf CS59-001006.dwg</p>	<p><b>001.0197.XX</b></p> <p><math>I_x = 12.100 \text{ cm}^4</math></p> <p>1 CS59-001007.dxf CS59-001007.dwg</p>	
<p><b>001.0113.XX</b></p> <p><math>I_x = 9.831 \text{ cm}^4</math></p> <p>1a CS59-001008.dxf CS59-001008.dwg</p>	<p><b>001.0120.XX</b></p> <p><math>I_x = 12.492 \text{ cm}^4</math></p> <p>1a CS59-001009.dxf CS59-001009.dwg</p>	<p><b>001.0114.XX</b></p> <p><math>I_x = 14.755 \text{ cm}^4</math></p> <p>1a CS59-001010.dxf CS59-001010.dwg</p>	<p><b>001.0123.XX</b></p> <p><math>I_x = 17.007 \text{ cm}^4</math></p> <p>1a CS59-001011.dxf CS59-001011.dwg</p>
<p><b>001.0446.XX</b></p> <p><math>I_x = 24.689 \text{ cm}^4</math></p> <p>1b CS59-001012.dxf CS59-001012.dwg</p>	<p><b>001.0448.XX</b></p> <p><math>I_x = 61.751 \text{ cm}^4</math></p> <p>1b CS59-001013.dxf CS59-001013.dwg</p>	<p><b>001.0447.XX</b></p> <p><math>I_x = 39.333 \text{ cm}^4</math></p> <p>1c CS59-001014.dxf CS59-001014.dwg</p>	<p><b>001.0449.XX</b></p> <p><math>I_x = 79.464 \text{ cm}^4</math></p> <p>1c CS59-001015.dxf CS59-001015.dwg</p>

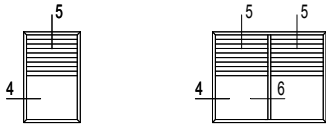




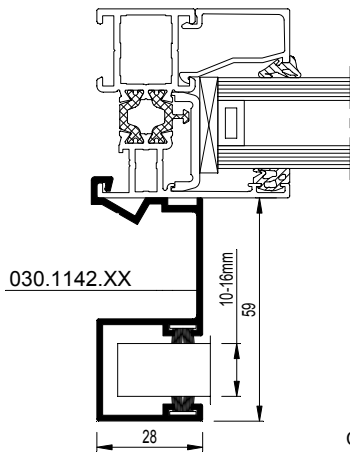


2	CS59-002009.dxf CS59-002009.dwg	2a	CS59-002019.dxf CS59-002019.dwg
<b>030.0038.XX</b>			
2	CS59-002008.dxf CS59-002008.dwg	2a	CS59-002018.dxf CS59-002018.dwg
<b>030.0037.XX</b>			
2	CS59-002007.dxf CS59-002007.dwg	2a	CS59-002017.dxf CS59-002017.dwg
<b>030.0036.XX</b>			
2	CS59-002006.dxf CS59-002006.dwg	2a	CS59-002016.dxf CS59-002016.dwg
<b>030.0035.XX</b>			
2	CS59-002005.dxf CS59-002005.dwg	2a	CS59-002015.dxf CS59-002015.dwg
<b>030.0034.XX</b>			
2	CS59-002004.dxf CS59-002004.dwg	2a	CS59-002014.dxf CS59-002014.dwg
<b>030.0033.XX</b>			
2	CS59-002003.dxf CS59-002003.dwg	2a	CS59-002013.dxf CS59-002013.dwg
<b>030.0032.XX</b>			
2	CS59-002002.dxf CS59-002002.dwg	2a	CS59-002012.dxf CS59-002012.dwg
<b>030.0031.XX</b>			
2	CS59-002001.dxf CS59-002001.dwg	2a	CS59-002011.dxf CS59-002011.dwg
<b>030.0030.XX</b>			

CS59-3d0001.dxf  
CS59-3d0001.dwg

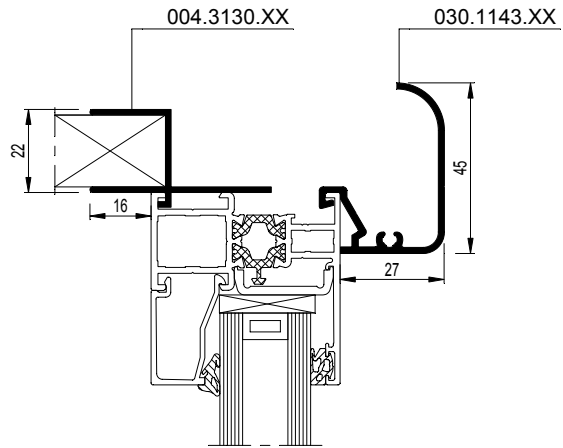


4



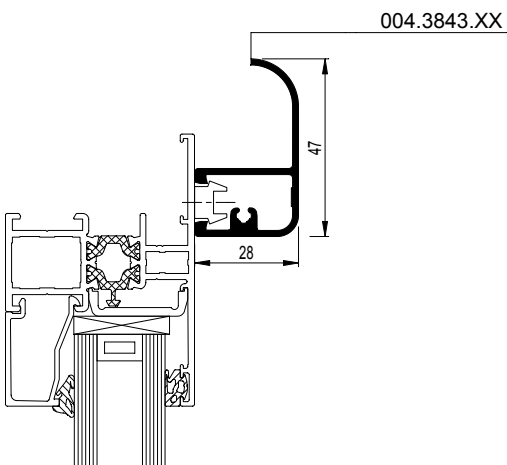
CS59-004001.dxf  
 CS59-004001.dwg

5



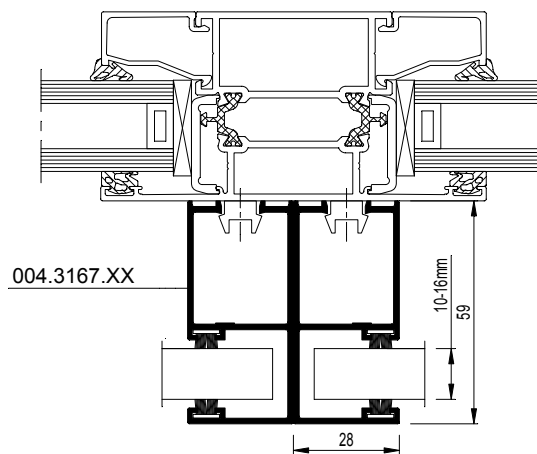
CS59-005001.dxf  
 CS59-005001.dwg

5

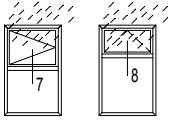


CS59-005002.dxf  
 CS59-005002.dwg

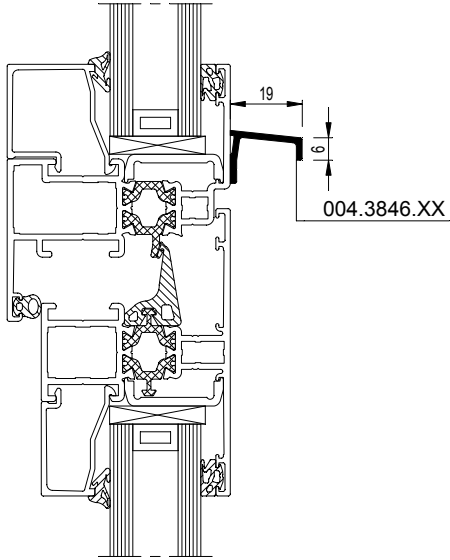
6



CS59-006001.dxf  
 CS59-006001.dwg

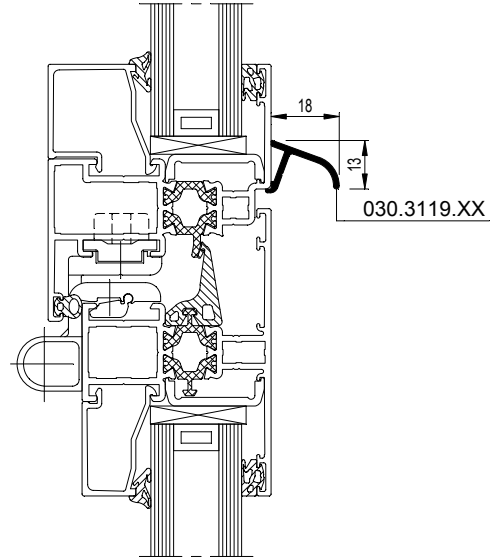


7




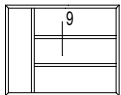
CS59-007001.dxf  
CS59-007001.dwg

8

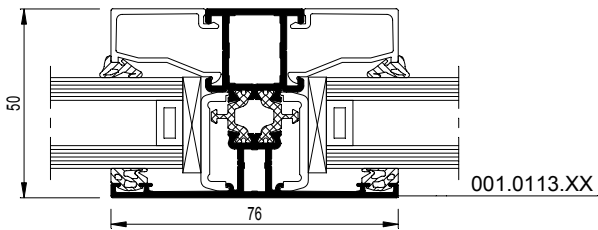


CS59-008001.dxf  
CS59-008001.dwg





9

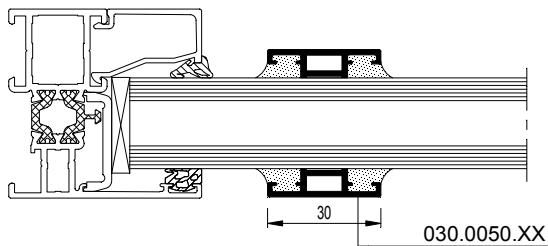


CS59-009003.dxf  
 CS59-009003.dwg

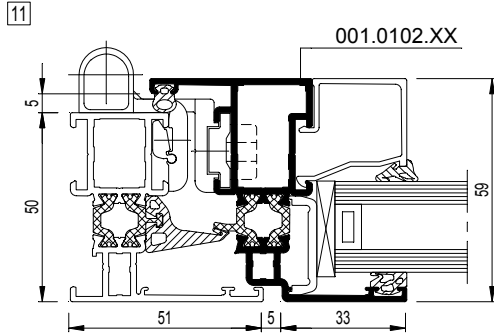
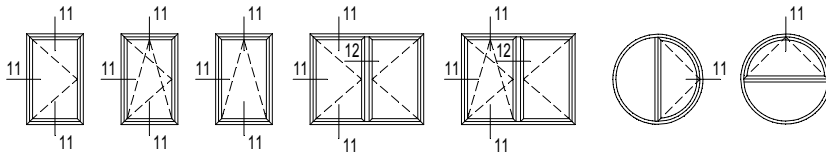


Zie ook T-profielen op blz. 16-17  
 Voir aussi traverses page 16-17  
 See also transom-mullions on pages 16-17  
 Siehe auch Sprossen Seite 16-17

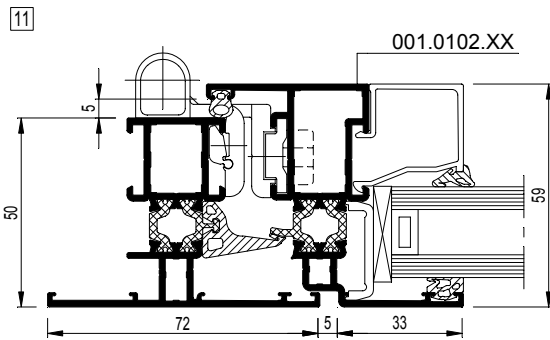
9



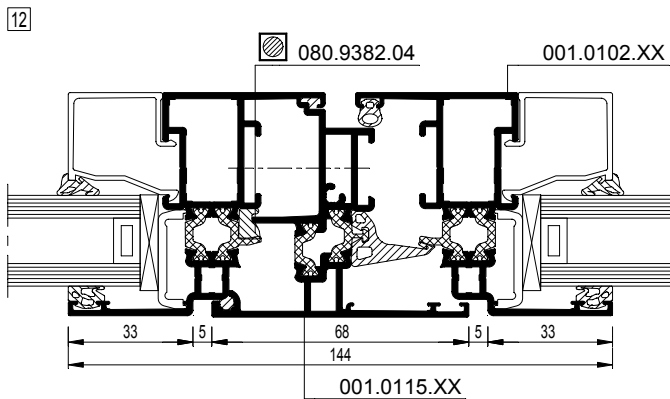
CS59-009002.dxf  
 CS59-009002.dwg



... .dxf  
 ... .dwg

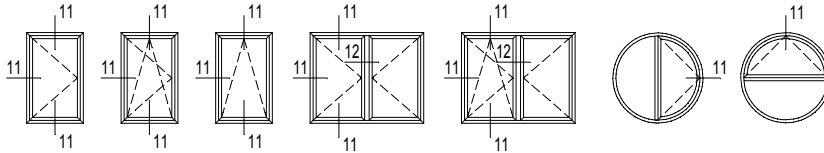


CS59-011005.dxf  
 CS59-011005.dwg



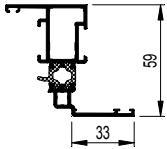
... .dxf  
 ... .dwg





## 001.0102.XX

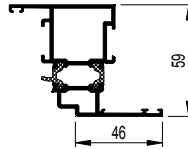
lx = 13.064 cm<sup>2</sup>



- [11] CS59-011001.dxf  
CS59-011001.dwg
- [12] CS59-012001.dxf  
CS59-012001.dwg

## 001.0192.XX

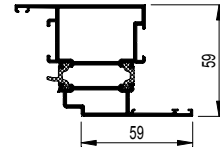
lx = 17.454 cm<sup>2</sup>



- [11] CS59-011002.dxf  
CS59-011002.dwg
- [12] CS59-012002.dxf  
CS59-012002.dwg

## 001.0112.XX

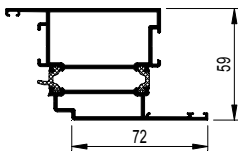
lx = 20.677 cm<sup>2</sup>



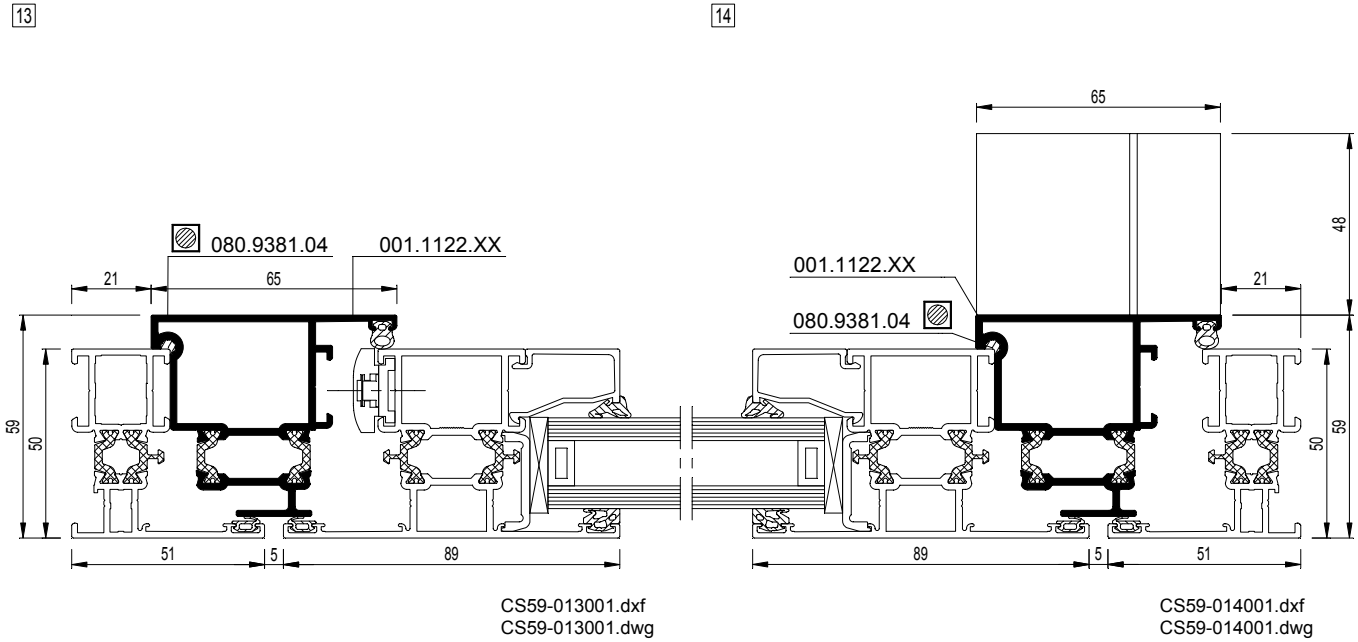
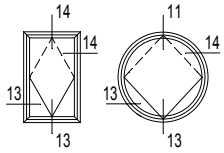
- [11] CS59-011003.dxf  
CS59-011003.dwg
- [12] CS59-012003.dxf  
CS59-012003.dwg

## 001.0121.XX

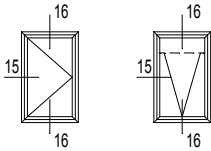
lx = 23.877 cm<sup>2</sup>



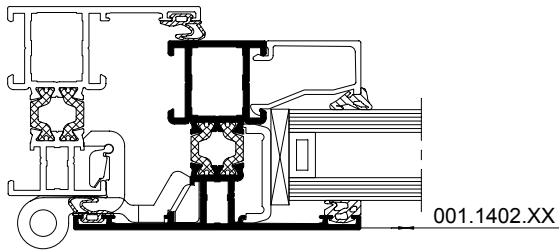
- [11] CS59-011004.dxf  
CS59-011004.dwg
- [12] CS59-012004.dxf  
CS59-012004.dwg







15

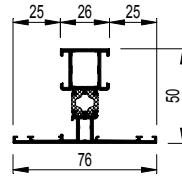


... .dxf  
 ... .dwg



001.1402.XX

$I_x = 9.871 \text{ cm}^4$

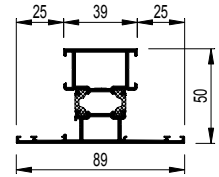


15 CS59-015001.dxf  
 CS59-015001.dwg

16 CS59-016001.dxf  
 CS59-016001.dwg

001.1492.XX

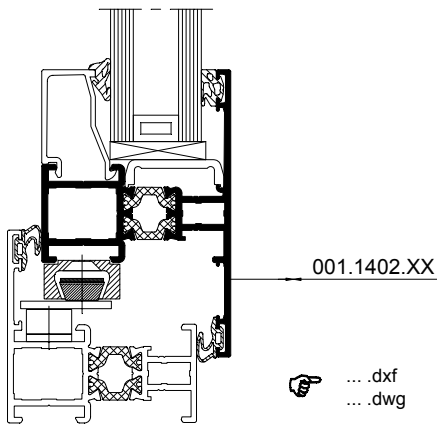
$I_x = 12.541 \text{ cm}^4$



15 CS59-015002.dxf  
 CS59-015002.dwg

16 CS59-016002.dxf  
 CS59-016002.dwg

16

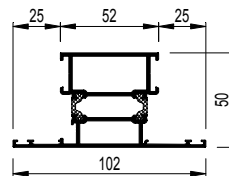


... .dxf  
 ... .dwg



001.1412.XX

$I_x = 14.804 \text{ cm}^4$

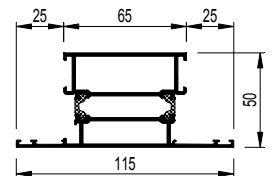


15 CS59-015003.dxf  
 CS59-015003.dwg

16 CS59-016003.dxf  
 CS59-016003.dwg


001.1421.XX

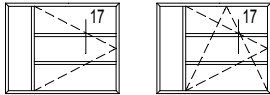
$I_x = 17.059 \text{ cm}^4$



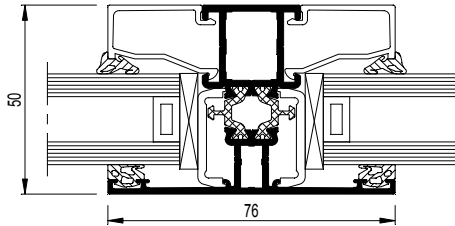
15 CS59-015004.dxf  
 CS59-015004.dwg

16 CS59-016004.dxf  
 CS59-016004.dwg





17

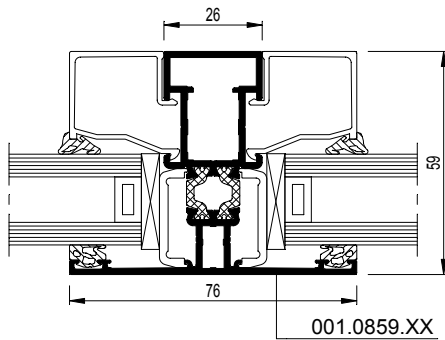


CS59-017005.dxf  
 CS59-017005.dwg



Zie ook T-profielen op blz. 16-17  
 Voir aussi traverses page 16-17  
 See also transom-mullions on pages 16-17  
 Siehe auch Sprossen Seite 16-17

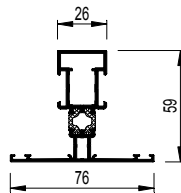
17



001.0859.XX

001.0859.XX

$I_x = 14.682 \text{ cm}^4$

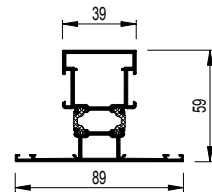


17

CS59-017001.dxf  
 CS59-017001.dwg

001.0860.XX

$I_x = 18.752 \text{ cm}^4$



17

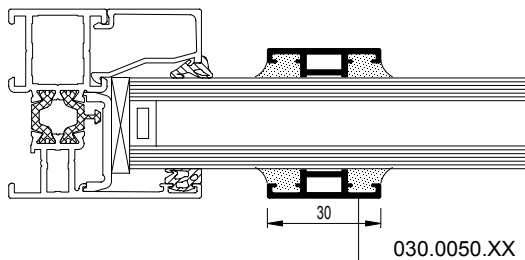
CS59-017002.dxf  
 CS59-017002.dwg



... .dxf  
 ... .dwg

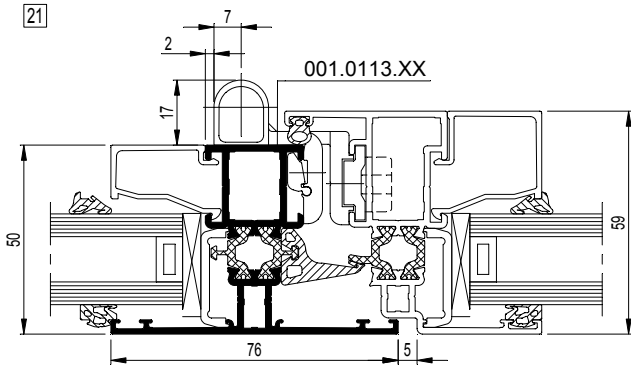
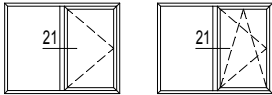


17



030.0050.XX

CS59-017004.dxf  
 CS59-017004.dwg

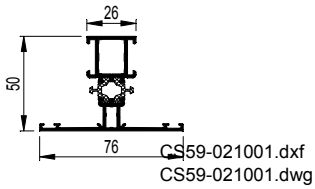


... .dxf  
 ... .dwg



## 001.0113.XX

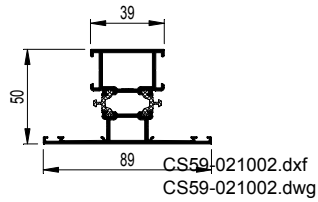
$I_x = 9.831 \text{ cm}^4$



21

## 001.0120.XX

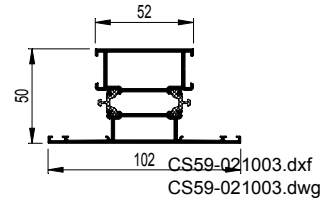
$I_x = 12.492 \text{ cm}^4$



21

## 001.0114.XX

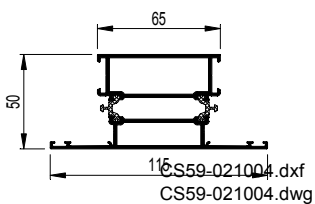
$I_x = 14.755 \text{ cm}^4$



21

## 001.0123.XX

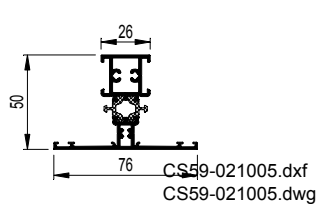
$I_x = 17.007 \text{ cm}^4$



21

## 001.0813.XX

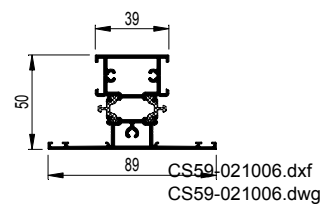
$I_x = 10.677 \text{ cm}^4$



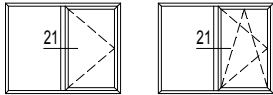
21

## 001.0820.XX

$I_x = 13.516 \text{ cm}^4$

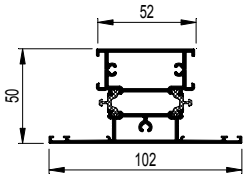


21



## 001.0814.XX

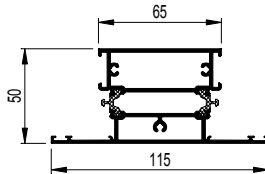
$I_x = 15.765 \text{ cm}^4$



[21] CS59-021007.dxf  
 CS59-021007.dwg

## 001.0823.XX

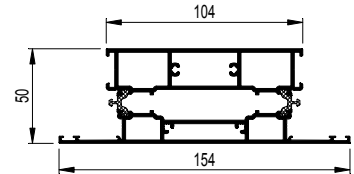
$I_x = 18.006 \text{ cm}^4$



[21] CS59-021008.dxf  
 CS59-021008.dwg

## 001.0824.XX

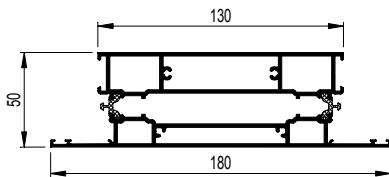
$I_x = 27.465 \text{ cm}^4$



[21] CS59-021009.dxf  
 CS59-021009.dwg

## 001.0817.XX

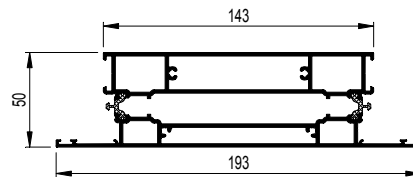
$I_x = 32.186 \text{ cm}^4$



[21] CS59-021010.dxf  
 CS59-021010.dwg

## 001.0847.XX

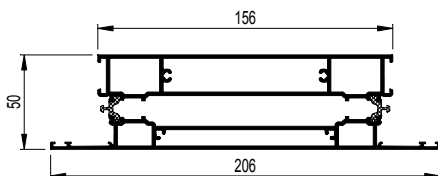
$I_x = 34.552 \text{ cm}^4$



[21] CS59-021011.dxf  
 CS59-021011.dwg

## 001.0850.XX

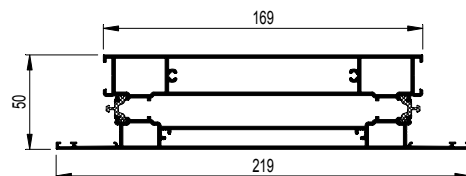
$I_x = 36.917 \text{ cm}^4$



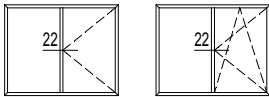
[21] CS59-021012.dxf  
 CS59-021012.dwg

## 001.0854.XX

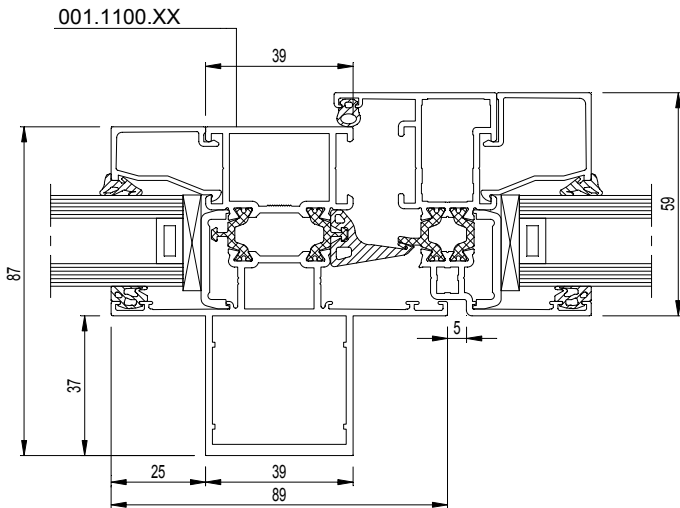
$I_x = 39.290 \text{ cm}^4$



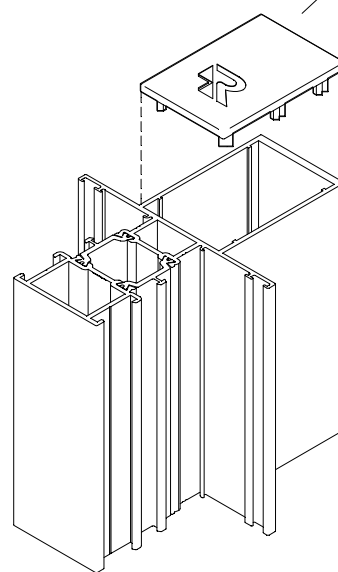
[21] CS59-021013.dxf  
 CS59-021013.dwg



22



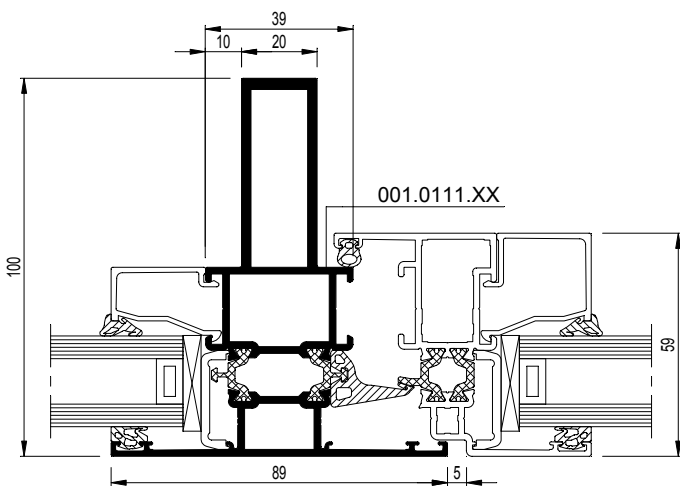
Einstücken beschikbaar  
 Pièces finales disponibles  
 End caps available  
 Endstücke verfügbar



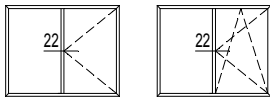
☞ ... .dxf  
 ... .dwg

CS59-3d0002.dxf  
 CS59-3d0002.dwg

22a

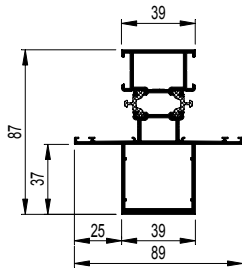


CS59-022008.dxf  
 CS59-022008.dwg



## 001.1100.XX

$I_x = 41.443 \text{ cm}^4$

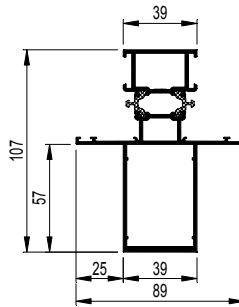


22

CS59-022001.dxf  
 CS59-022001.dwg

## 001.1109.XX

$I_x = 69.800 \text{ cm}^4$

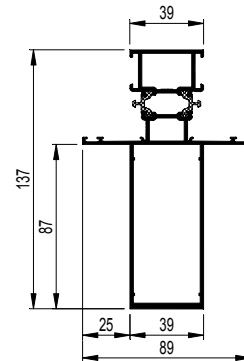


22

CS59-022002.dxf  
 CS59-022002.dwg

## 001.1110.XX

$I_x = 151.909 \text{ cm}^4$

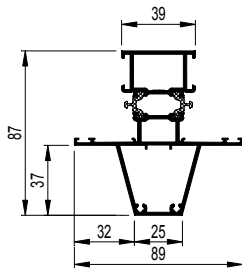


22

CS59-022003.dxf  
 CS59-022003.dwg

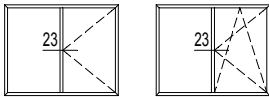
## 001.0420.XX

$I_x = 34.648 \text{ cm}^4$

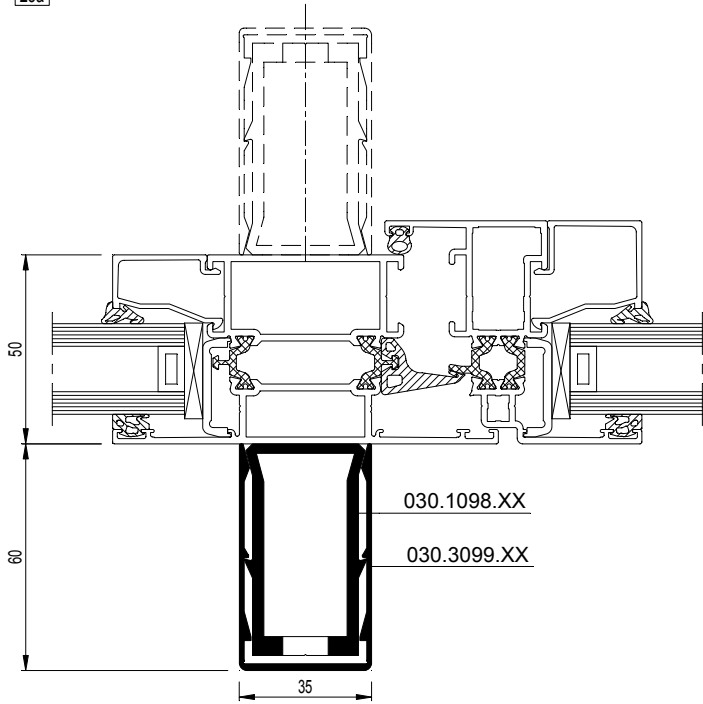


22

CS59-022007.dxf  
 CS59-022007.dwg



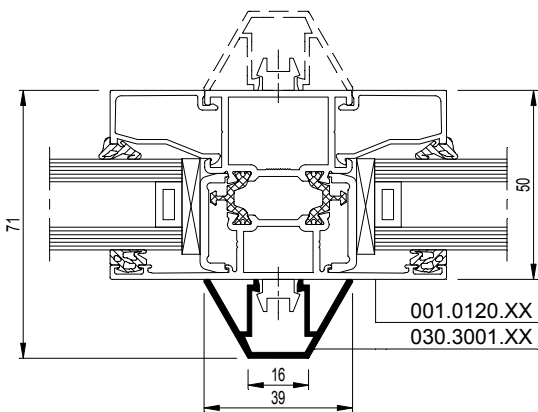
23a



... .dxf  
 ... .dwg

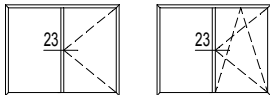
**23** Nota : voor keuze van versteviging : zie waarden op blz 22-23  
 Note : pour choix de renforcement : voir valeurs page 22-23  
 Note: For choice of reinforcement, see values on pages 22-23  
 Note : für Verstärkungswahl : siehe Werte Seite 22-23

**23** Nota : geen versteviging, enkel esthetiek  
 Note : pas de renforcements, seulement esthétique  
 Note: No reinforcement only aesthetics  
 Nota : keine Verstärkung, nur Ästhetik



CS59-023002.dxf  
 CS59-023002.dwg





030.1098.XX

$I_x = 19.656 \text{ cm}^4$



23

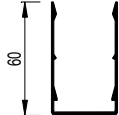
CS59-023003.dxf  
 CS59-023003.dwg

23a

CS59-023005.dxf  
 CS59-023005.dwg

030.3099.XX

$I_x = 9.625 \text{ cm}^4$



030.1097.XX

$I_x = 10.260 \text{ cm}^4$



23

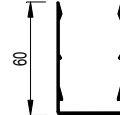
CS59-023004.dxf  
 CS59-023004.dwg

23a

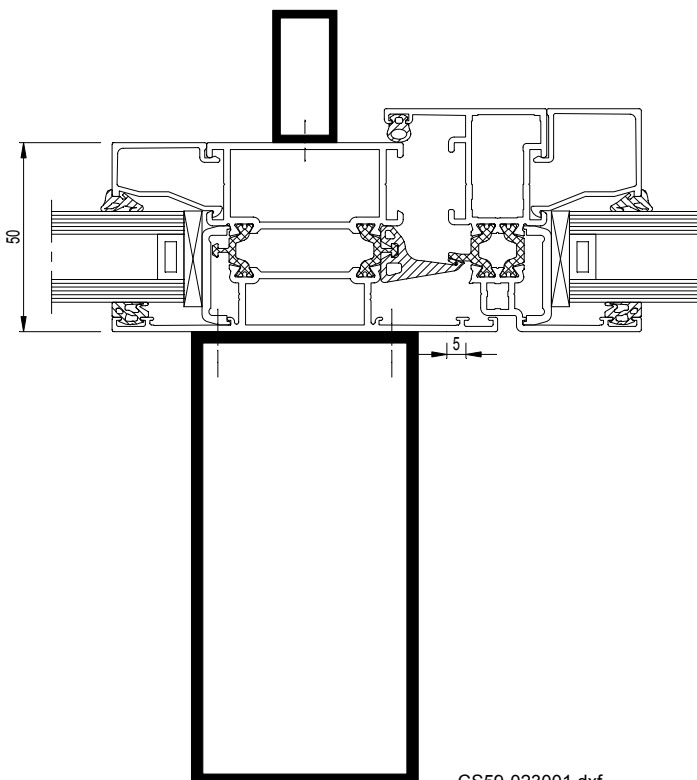
CS59-023006.dxf  
 CS59-023006.dwg

030.3099.XX

$I_x = 9.625 \text{ cm}^4$



23



CS59-023001.dxf  
 CS59-023001.dwg

Opmerking: - Versteviging van binnenzijde + scharnier is niet mogelijk indien de binnenzijde van een T-profiel < 75 mm is. Fixing: every 300 mm  
- Bevestiging: om de 300 mm  
- Bij horizontale versteviging, contacteer Reynaers Consult



Remarque: - Positionnement du renfort à l'intérieur en présence de charnières non possible sur profilé-T de largeur intérieure < 75 mm  
- Fixation: tous les 300 mm  
- Pour utilisation comme renfort horizontal, contactez Reynaers Consult

Remark: - Reinforcement of inner side + hinge is not possible in case the inner side of a transom-mullion < 75 mm  
- For horizontal reinforcements, please contact Reynaers Consult - tel. 0121 421 1999

Anmerkung: - Verstärkung der Innenseite und des Bandes ist unmöglich wenn die Innenseite einer Sprosse < 75 mm ist.  
- Befestigung: jede 300 mm  
- Bei horizontaler Verstärkung, bitte nehmen Sie Kontakt auf mit Reynaers Consult

 T-profiel Traverse Transom-mullion Sprosse	Versteviging langs binnen Renforcement du côté intérieur Reinforcement inside Verstärkung der Innenseite			Versteviging langs buiten Renforcement du côté extérieur Reinforcement outside Verstärkung der Aussenseite			
	Zonder versteviging Sans renforcement Without reinforcement Ohne Verstärkung	met avec with mit	030.1097.XX 	met avec with mit	030.1098.XX 		
	lx cm4	Wx cm3	i	lx cm4	Wx cm3	lx cm4	Wx cm3
001.0113.XX 	9.831	3.216	e	44.03	8.37	66.80	11.39
001.0120.XX 	12.489	4.209	i	64.78	10.52	97.23	17.48
			e	50.82	9.10	77.21	14.02
001.0114.XX 	14.755	5.049	i	69.10	10.90	104.18	18.00
			e	55.68	9.62	101.467	17.075


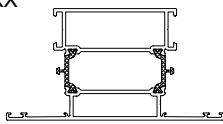
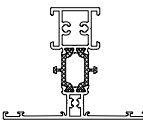
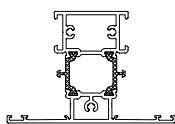
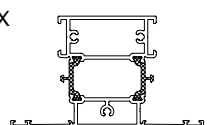
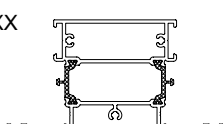
Opmerking: - Versteving van binnenzijde + scharnier is niet mogelijk indien de binnenzijde van een T-profiel < 75 mm  
- Bevestiging: om de 300 mm  
- Bij horizontale versteving, contacteer Reynaers Consult

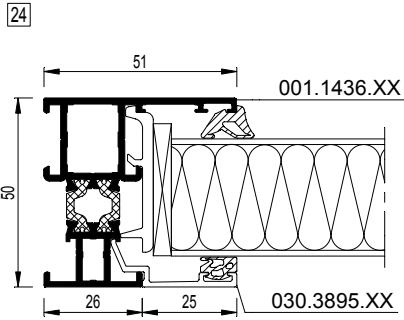
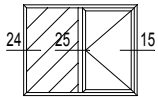


Remarque: - Positionnement du renfort à l'intérieur en présence de charnières non possible sur profilé-T de largeur intérieure < 75 mm  
- Fixation: tous les 300 mm  
- Pour utilisation comme renfort horizontal, contactez Reynaers Consult

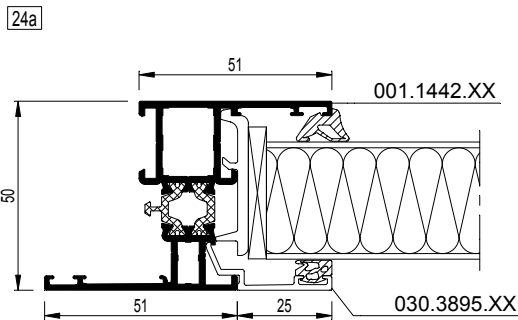
Remark: - Reinforcement of inner side + hinge is not possible in case the inner side of a transom-mullion < 75 mm  
- For horizontal reinforcements, please contact Reynaers Consult - tel. 0121 421 1999

Anmerkung: - Verstärkung der Innenseite und des Bandes ist unmöglich wenn die Innenseite einer Sprosse < 75 mm Fixing: every 300 mm  
- Befestigung: jede 300 mm  
- Bei horizontaler Verstärkung, bitte nehmen Sie Kontakt auf mit Reynaers Consult

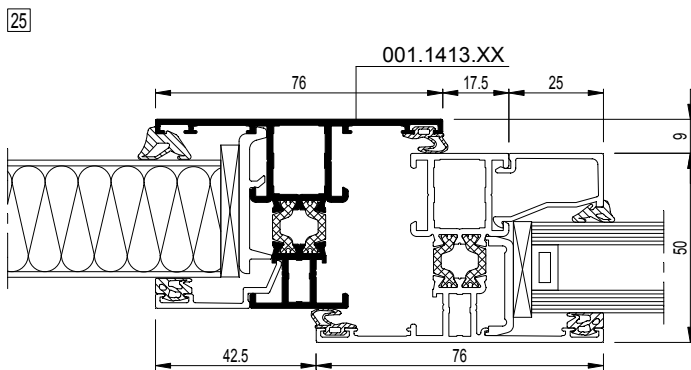
 T-profiel Traverse Transom-mullion Sprosse	Zonder versteving Sans renforcement Without reinforcement Ohne Verstärkung			met avec with mit 030.1097.XX		met avec with mit 030.1098.XX	
	lx cm4	Wx cm3		lx cm4	Wx cm3	lx cm4	Wx cm3
001.0123.XX 	17.007	5.886	e	60.05	10.08	91.16	16.48
			i	73.02	11.26	110.39	18.46
001.0813.XX 	10.677	3.594	e	47.07	8.70	71.43	12.51
			i				
001.0820.XX 	13.516	4.641	e	53.84	9.40	81.94	15.32
			i	66.64	10.66	100.52	17.67
001.0814.XX 	15.765	5.476	e	58.35	9.88	88.77	16.24
			i	70.75	11.03	107.05	18.16
001.0823.XX 	18.006	6.309	e	62.46	10.31	94.91	16.81
			i	74.53	11.38	112.95	18.61



☞ ... .dxf  
 ... .dwg



CS59-024005.dxf  
 CS59-024005.dwg

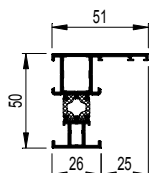


☞ ... .dxf  
 ... .dwg



## 001.1436.XX

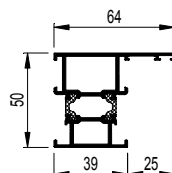
$I_x = 8.199 \text{ cm}^4$



24 CS59-024001.dxf  
 CS59-024001.dwg

## 001.1483.XX

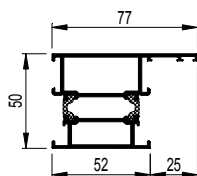
$I_x = 10.915 \text{ cm}^4$



24 CS59-024002.dxf  
 CS59-024002.dwg

## 001.1425.XX

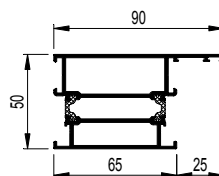
$I_x = 13.231 \text{ cm}^4$



24 CS59-024003.dxf  
 CS59-024003.dwg

## 001.1440.XX

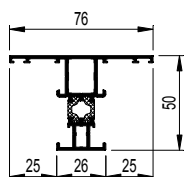
$I_x = 15.517 \text{ cm}^4$



24 CS59-024004.dxf  
 CS59-024004.dwg

## 001.1413.XX

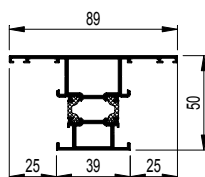
$I_x = 9.492 \text{ cm}^4$



25 CS59-025001.dxf  
 CS59-025001.dwg

## 001.1416.XX

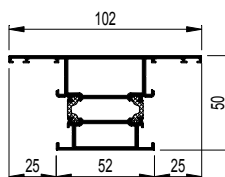
$I_x = 12.421 \text{ cm}^4$



25 CS59-025002.dxf  
 CS59-025002.dwg

## 001.1414.XX

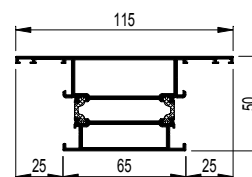
$I_x = 14.863 \text{ cm}^4$



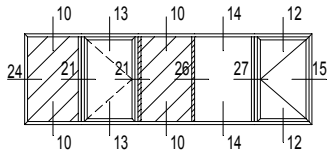
25 CS59-025003.dxf  
 CS59-025003.dwg

## 001.1423.XX

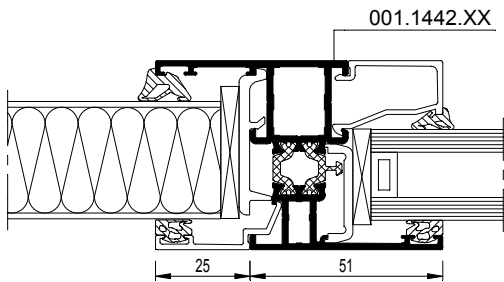
$I_x = 17.243 \text{ cm}^4$



25 CS59-025004.dxf  
 CS59-025004.dwg



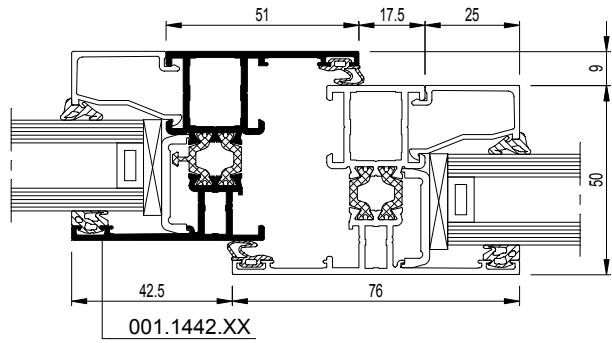
26



... .dxf  
 ... .dwg



27

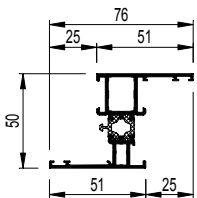


... .dxf  
 ... .dwg



## 001.1442.XX

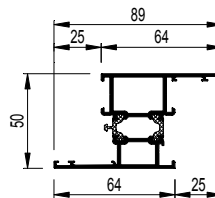
$I_x = 10.688 \text{ cm}^4$



- 26 CS59-026001.dxf  
CS59-026001.dwg
- 27 CS59-027001.dxf  
CS59-027001.dwg

## 001.1443.XX

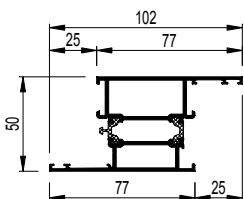
$I_x = 13.258 \text{ cm}^4$



- 26 CS59-026002.dxf  
CS59-026002.dwg
- 27 CS59-027002.dxf  
CS59-027002.dwg

## 001.1451.XX

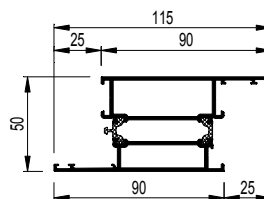
$I_x = 15.487 \text{ cm}^4$



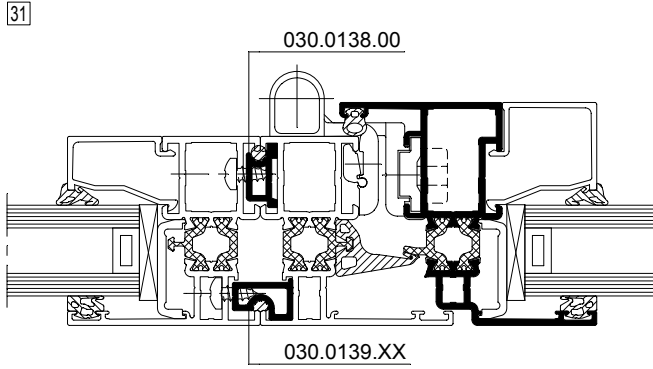
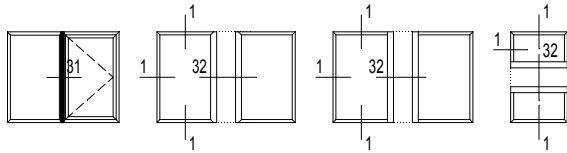
- 26 CS59-026003.dxf  
CS59-026003.dwg
- 27 CS59-027003.dxf  
CS59-027003.dwg

## 001.1444.XX

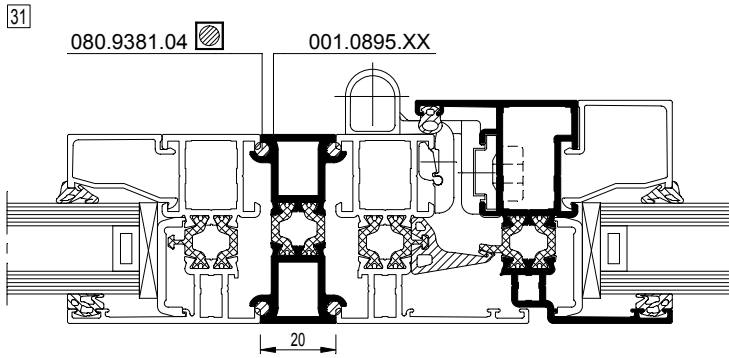
$I_x = 17.713 \text{ cm}^4$



- 26 CS59-026004.dxf  
CS59-026004.dwg
- 27 CS59-027004.dxf  
CS59-027004.dwg

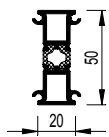


CS59-031001.dxf  
 CS59-031001.dwg



001.0895.XX

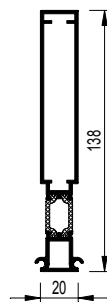
$I_x = 7.010 \text{ cm}^4$



31 CS59-031002.dxf  
 CS59-031002.dwg

005.1848.XX

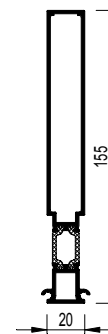
$I_x = 90.907 \text{ cm}^4$



31 CS59-031004.dxf  
 CS59-031004.dwg

006.0371.XX

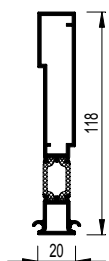
$I_x = 120.097 \text{ cm}^4$



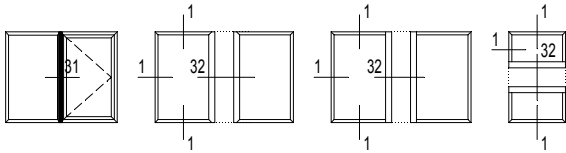
31 CS59-031001.dxf  
 CS59-031001.dwg

005.1837.XX

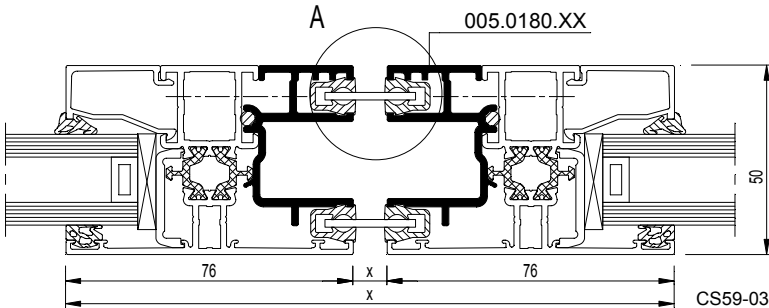
$I_x = 58.021 \text{ cm}^4$



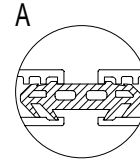
31 CS59-031003.dxf  
 CS59-031003.dwg



32



VARIANTE

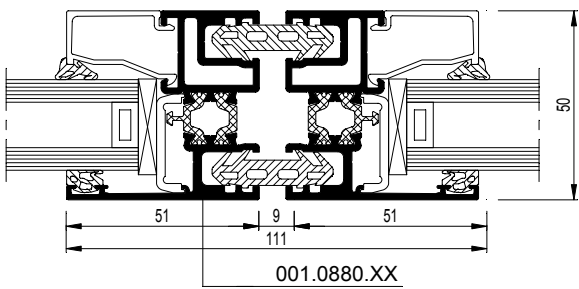


CS59-032002.dxf  
 CS59-032002.dwg

CS59-032001.dxf  
 CS59-032001.dwg

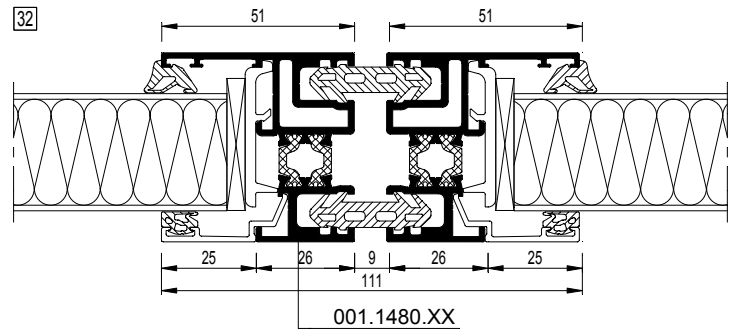
Naar buiten draaiend  
 Ouvrant vers l'extérieur  
 Outward opening  
 nach außen öffnend

32



CS59-032003.dxf  
 CS59-032003.dwg

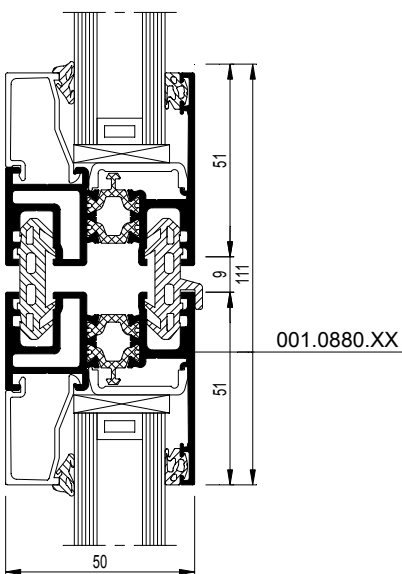
32



Naar buiten draaiend  
 Outward opening  
 Ouvrant vers l'extérieur  
 nach außen öffnend

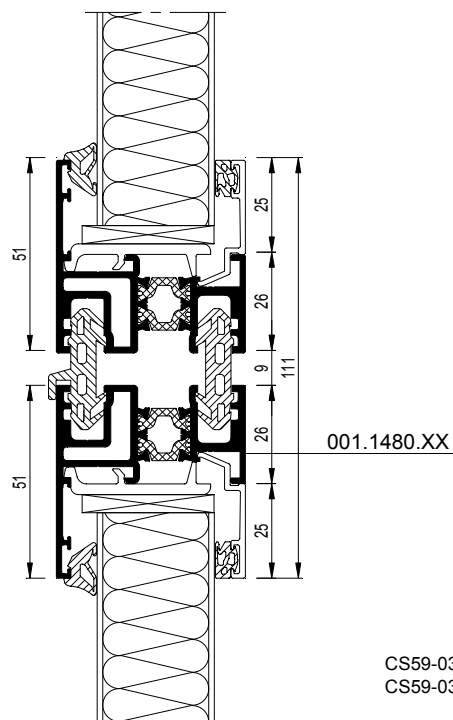
CS59-032005.dxf  
 CS59-032005.dwg

32



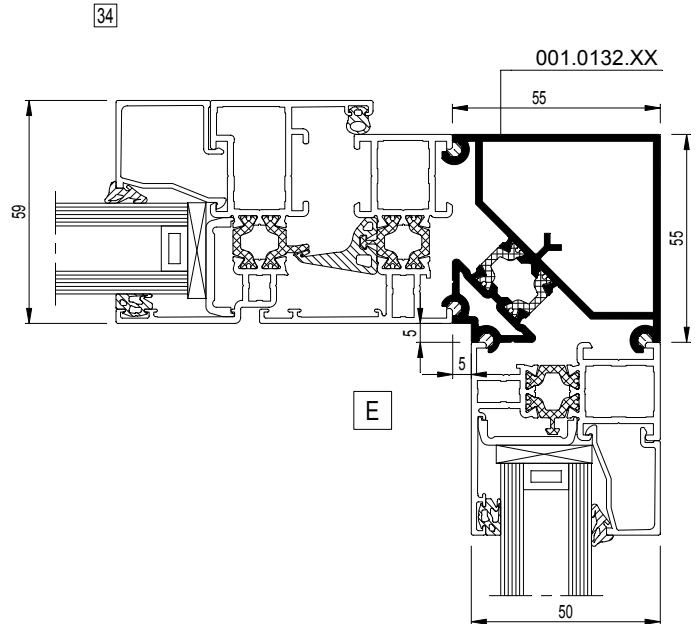
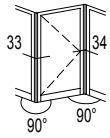
CS59-032004.dxf  
 CS59-032004.dwg

32



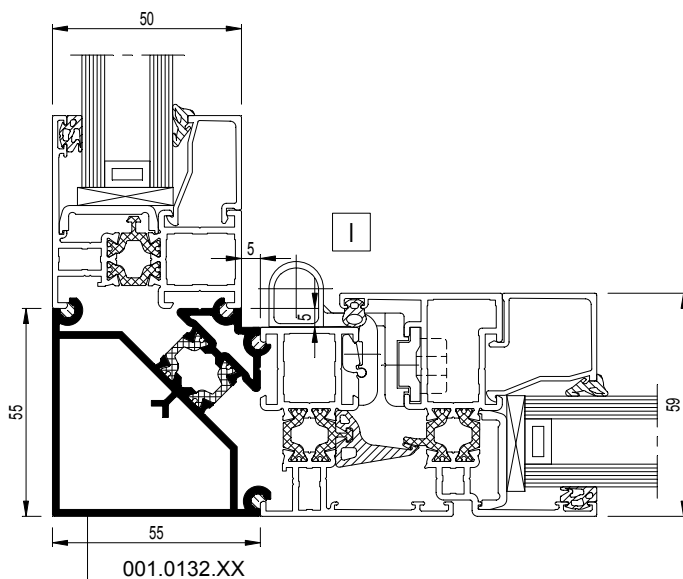
CS59-032006.dxf  
 CS59-032006.dwg



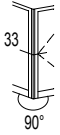


CS59-034001.dxf  
 CS59-034001.dwg

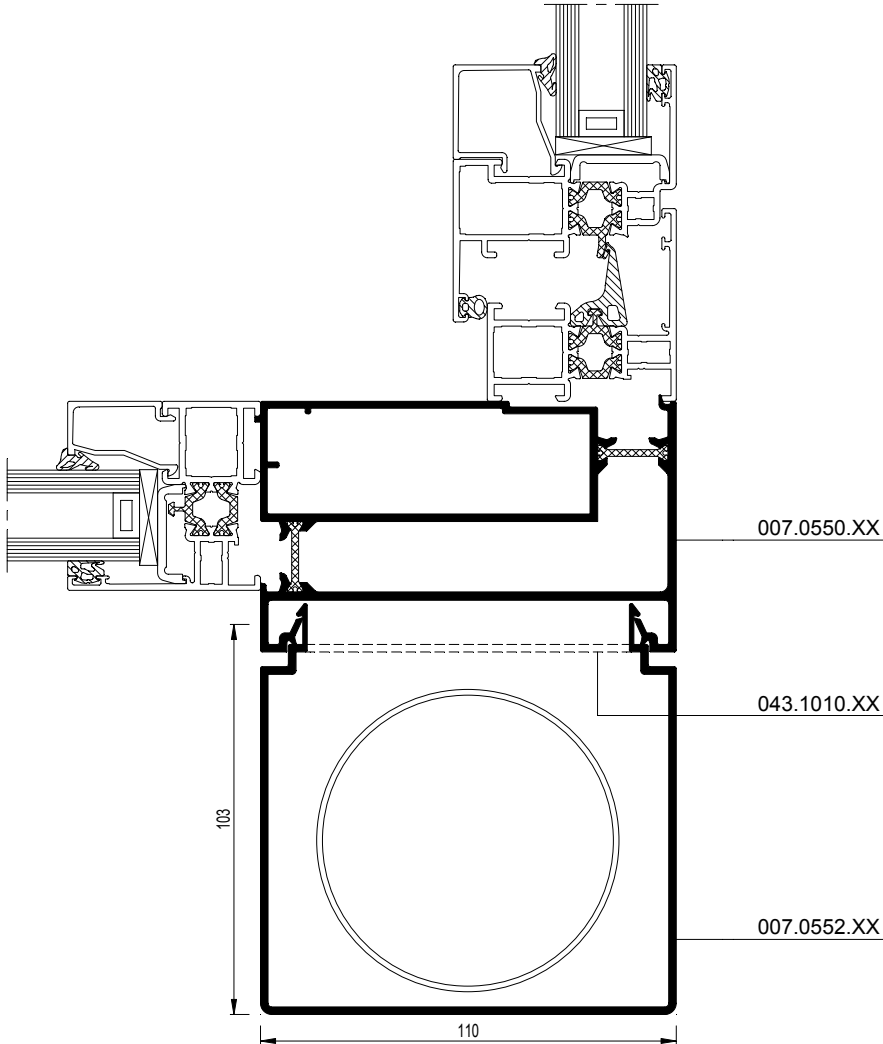
33



CS59-033001.dxf  
 CS59-033001.dwg

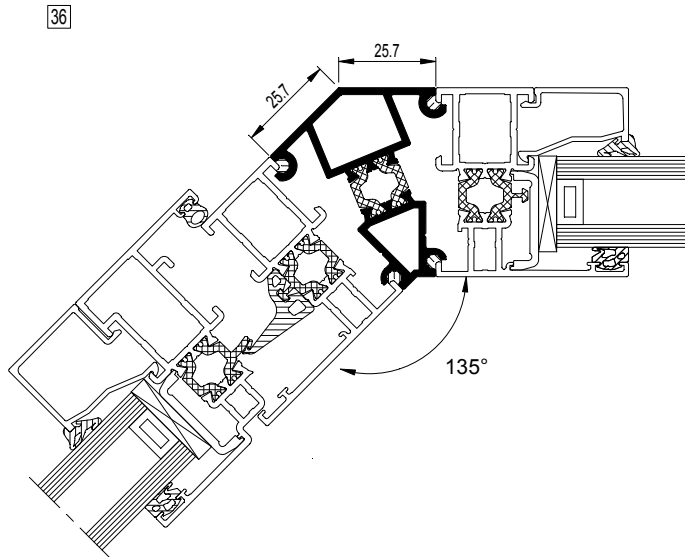
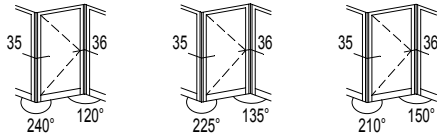


33

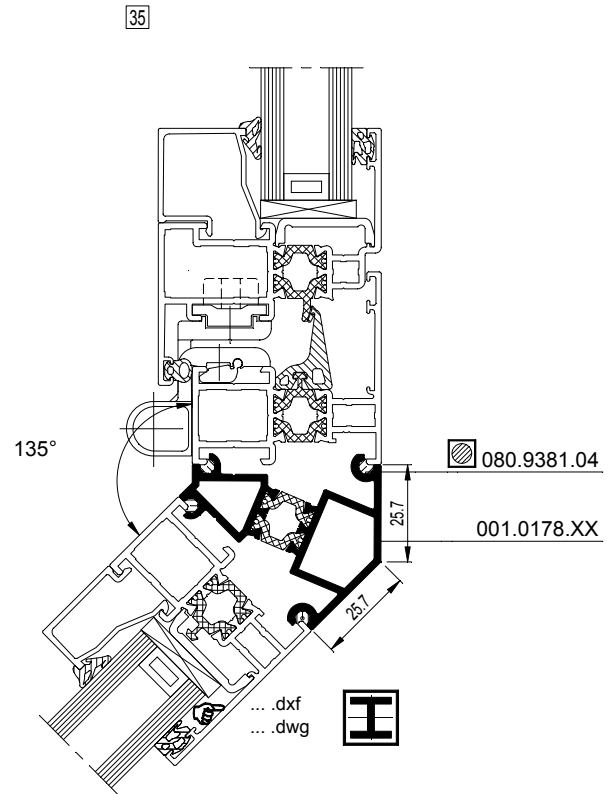


VARIANTE

CS59-033002.dxf  
CS59-033002.dwg



... .dxf  
 ... .dwg



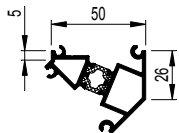
... .dxf  
 ... .dwg



001.0178.XX

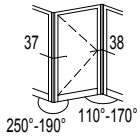
$I_x = 4.278 \text{ cm}^4$

135°

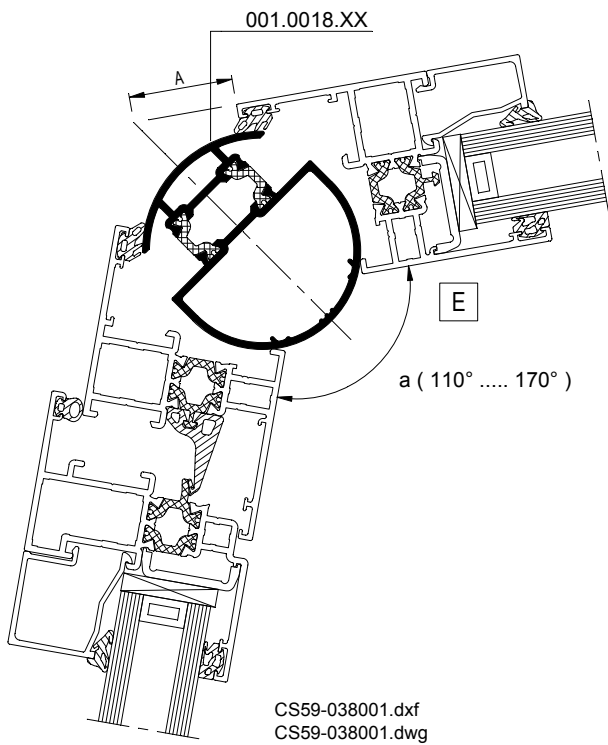


CS59-035002.dxf  
 CS59-035002.dwg

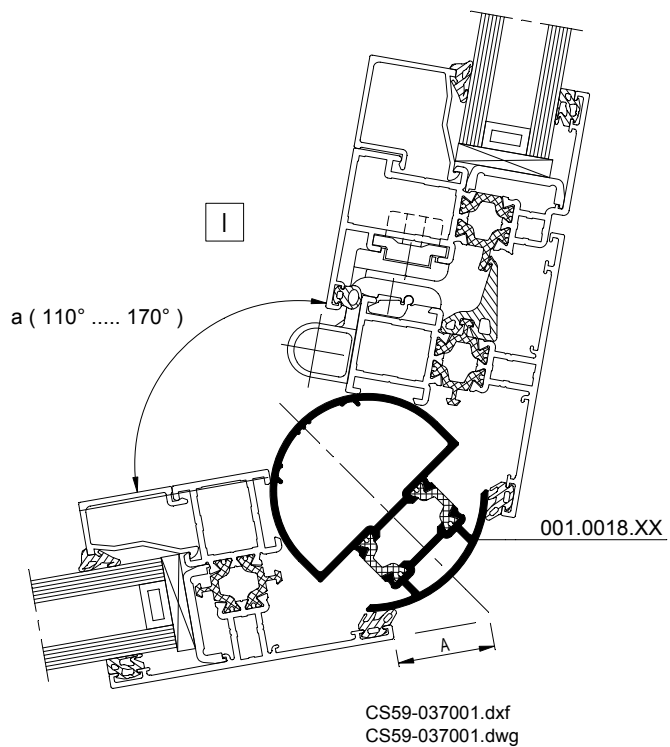
CS59-036002.dxf  
 CS59-036002.dwg



38



37



a	A
170°	4
160°	8
150°	12.5
140°	17
130°	22
120°	27.5
110°	33.5

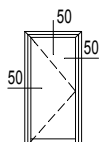
## CS 59 (Portes)



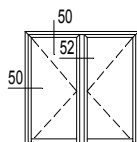
### 5 Portes ouvrant vers l'intérieur

Portes ouvrant vers l'intérieur

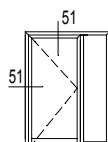
... avec profilé fenêtre



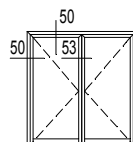
CS 59 - 050



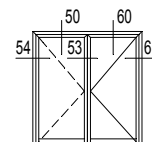
CS 59 - 050



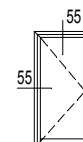
CS 59 - 050



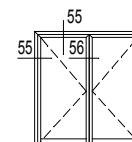
CS 59 - 051



CS 59 - 051



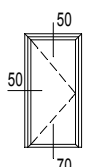
CS 59 - 052



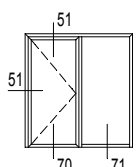
CS 59 - 052

Portes ouvrant vers l'intérieur avec ouvrant serti tout autour

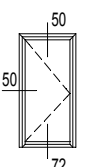
... avec profilé fenêtre



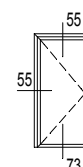
CS 59 - 053



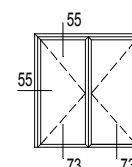
CS 59 - 053



CS 59 - 053



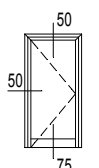
CS 59 - 052



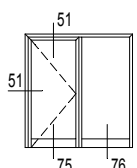
CS 59 - 052

Portes avec traverse

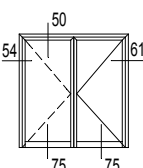
Portes avec profilé de butée étanche à l'eau



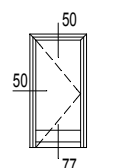
CS 59 - 054



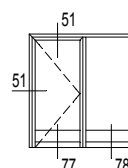
CS 59 - 054



CS 59 - 054



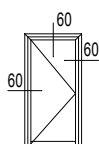
CS 59 - 055



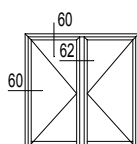
CS 59 - 055

### 6 Portes ouvrant vers l'extérieur

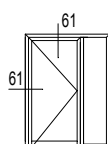
Portes ouvrant vers l'extérieur



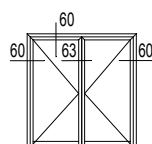
CS 59 - 060



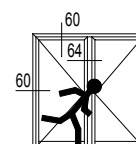
CS 59 - 060



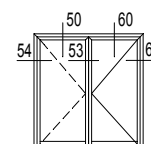
CS 59 - 060



CS 59 - 061

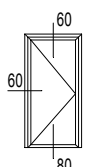


CS 59 - 061

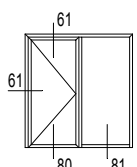


CS 59 - 051

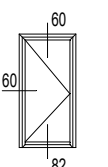
Portes ouvrant vers l'extérieur avec ouvrant serti tout autour



CS 59 - 062



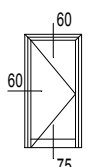
CS 59 - 062



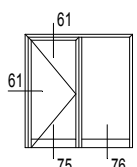
CS 59 - 062

Portes avec traverse

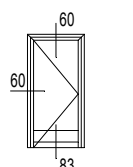
Portes avec profilé de butée étanche à l'eau



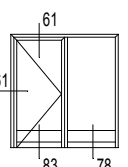
CS 59 - 054



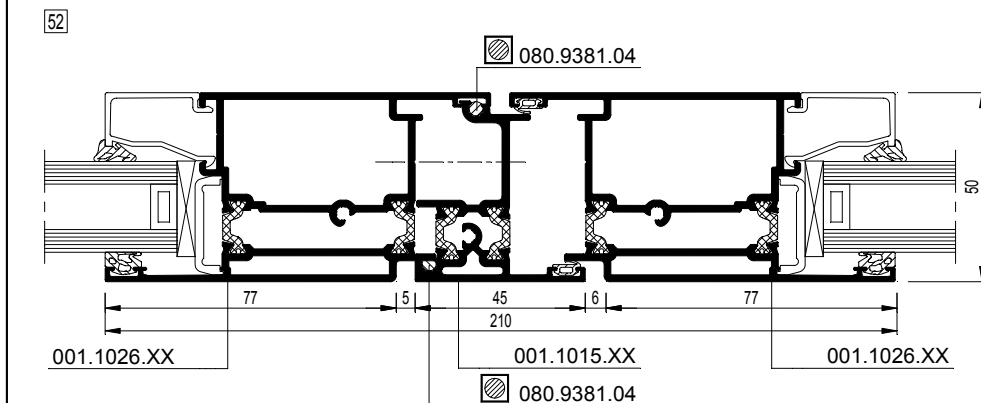
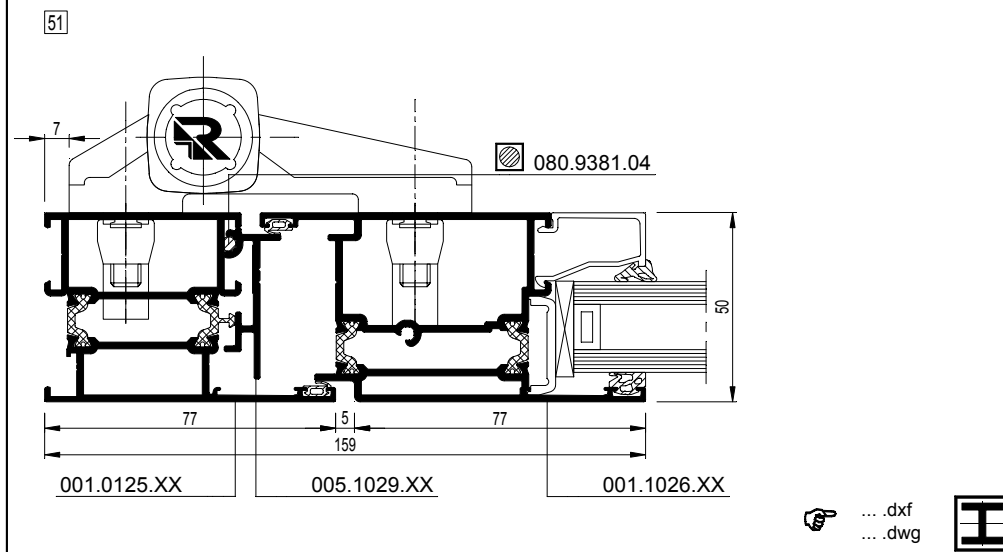
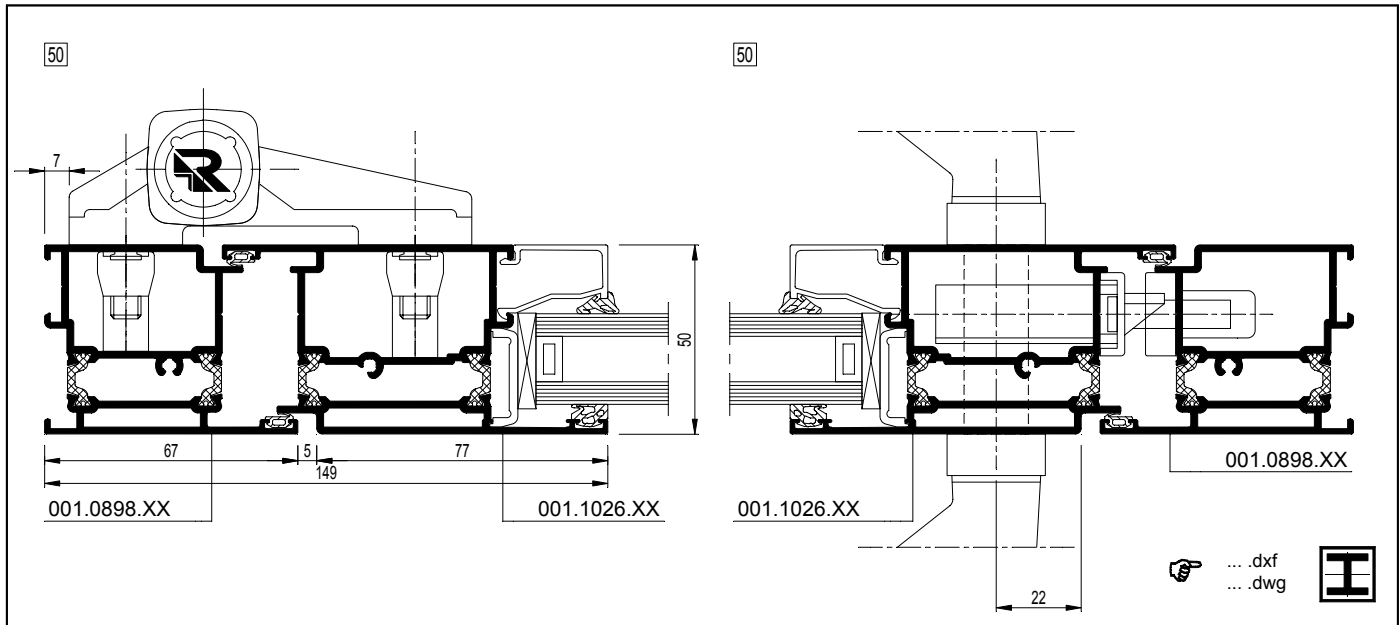
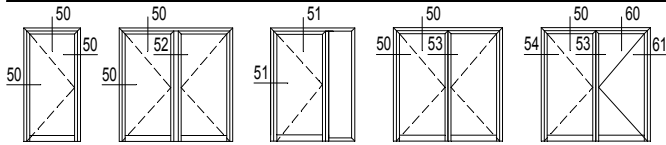
CS 59 - 054



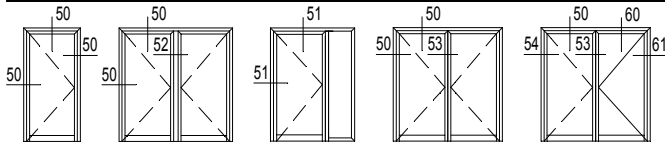
CS 59 - 063



CS 59 - 063



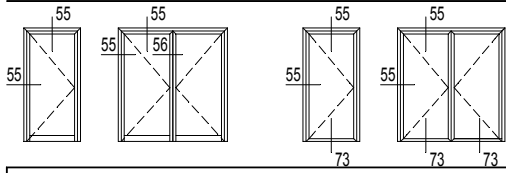
CS59-052001.dxf  
 CS59-052001.dwg



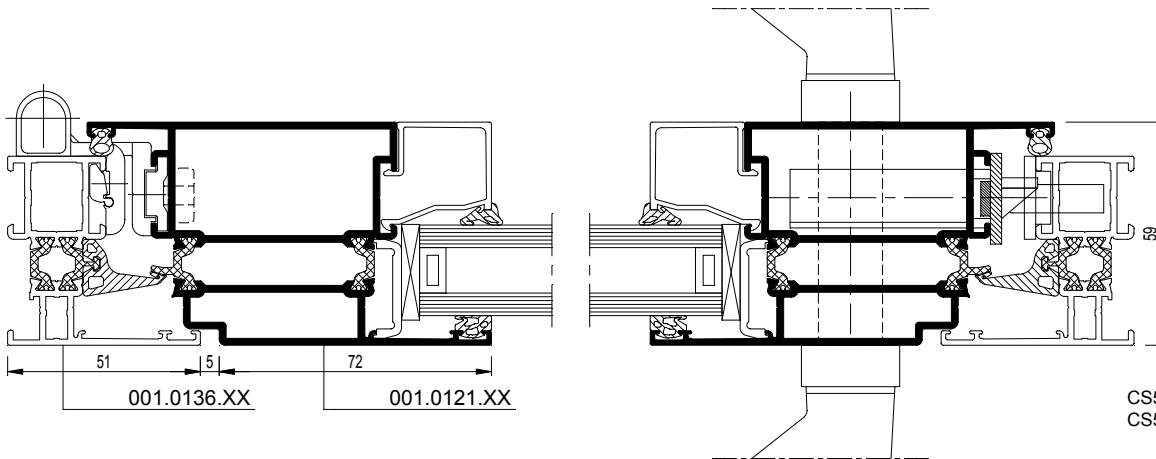
<p><b>001.0898.XX</b></p> <p><math>I_x = 12.386 \text{ cm}^4</math></p> <p>[50] CS59-050001.dxf CS59-050001.dwg</p>	<p><b>001.0839.XX</b></p> <p><math>I_x = 13.723 \text{ cm}^4</math></p> <p>[50] CS59-050002.dxf CS59-050002.dwg</p>	<p><b>005.1029.XX</b></p> <p><math>I_x = 1.861 \text{ cm}^4</math></p> <p>[51] CS59-051001.dxf CS59-051001.dwg</p>	<p><b>001.0027.XX</b></p> <p><math>I_x = 8.233 \text{ cm}^4</math></p> <p>[51] CS59-051002.dxf CS59-051002.dwg</p>
---	---	--	--

<p>[53] ZT</p> <p>001.1014.XX      001.1026.XX</p> <p>CS59-053001.dxf CS59-053001.dwg</p>	<p><b>001.0114.XX</b></p> <p><math>I_x = 14.753 \text{ cm}^4</math></p> <p>[51] CS59-051003.dxf CS59-051003.dwg</p>
---	---

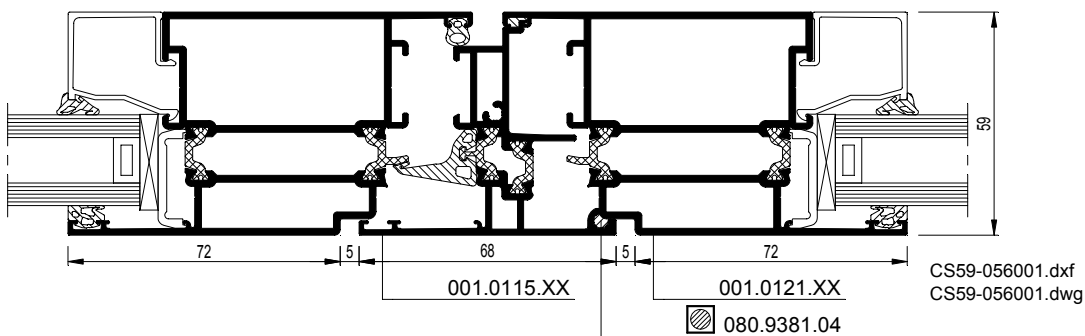
<p>[54]</p> <p>001.0125.XX      001.0027.XX      001.1026.XX</p> <p>080.9381.04</p> <p>CS59-054001.dxf CS59-054001.dwg</p>
--



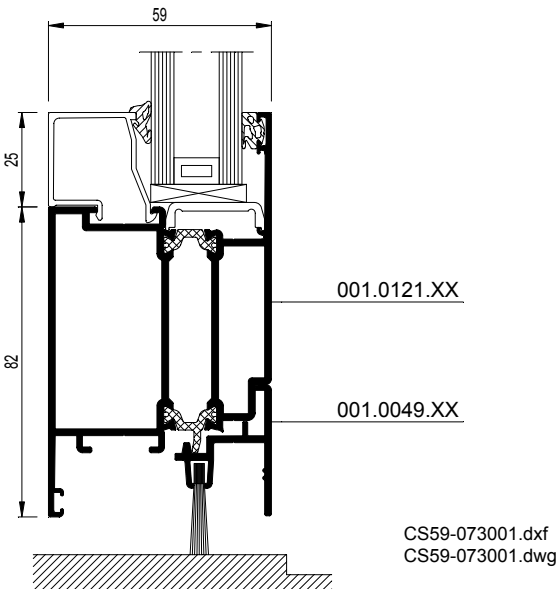
55



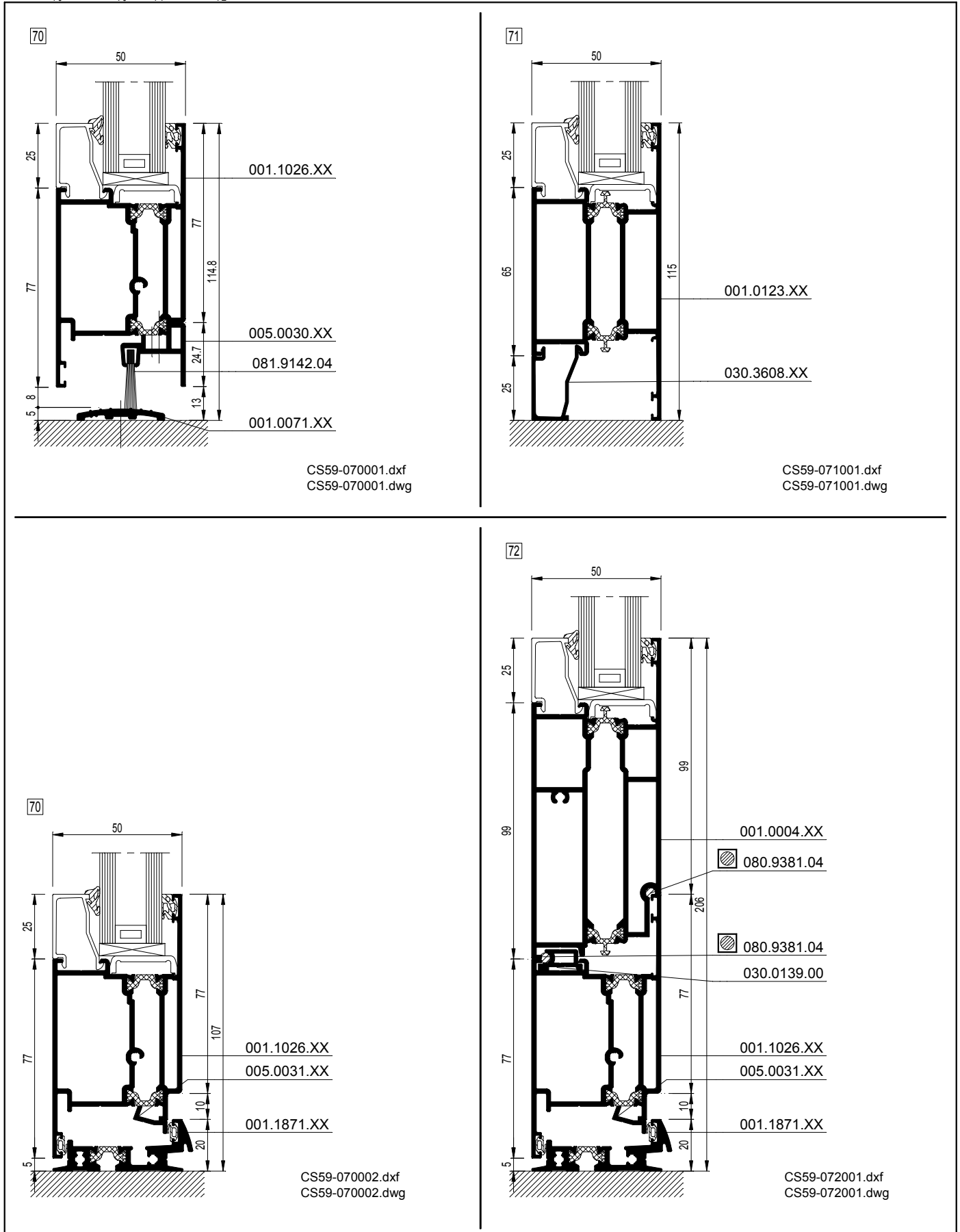
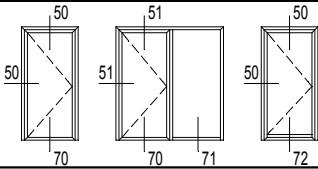
56

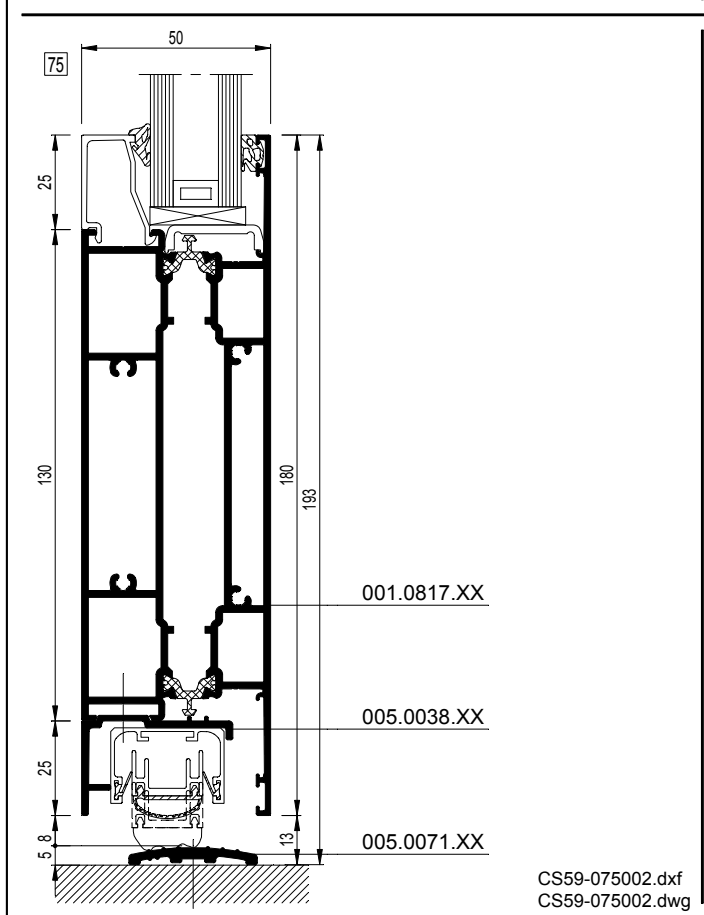
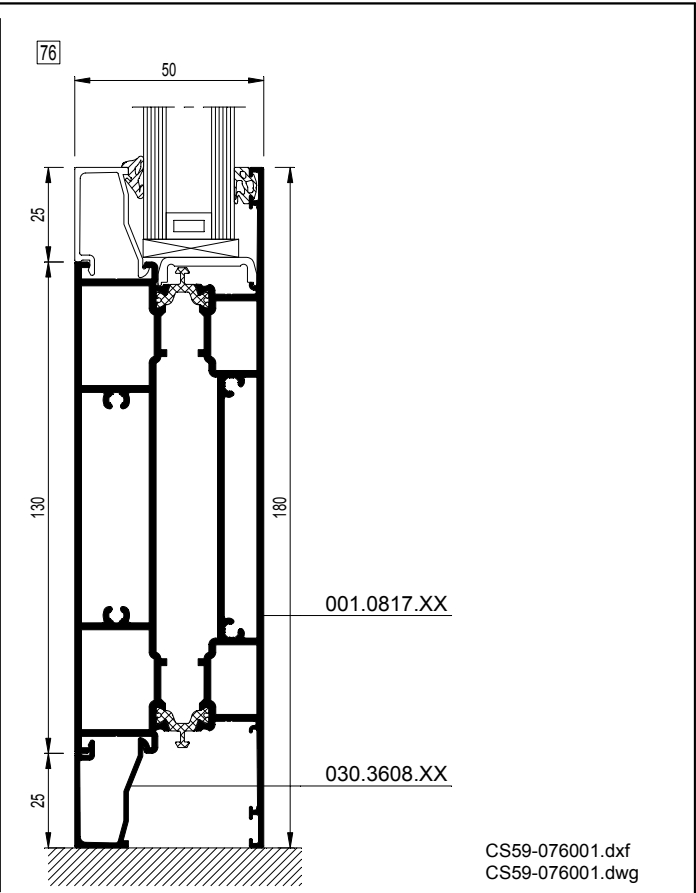
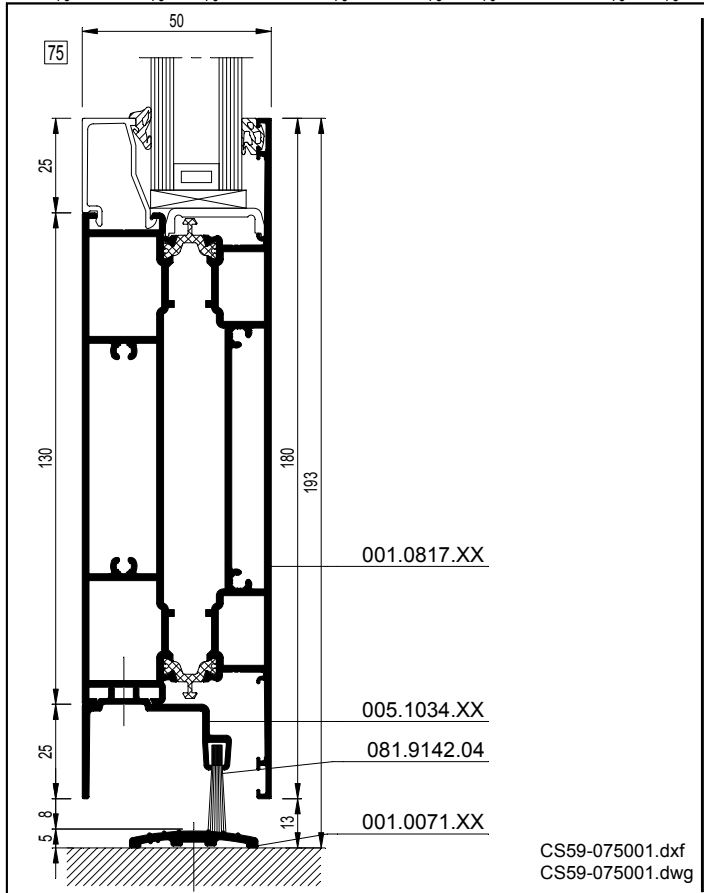
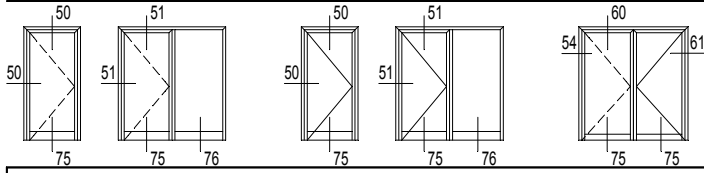


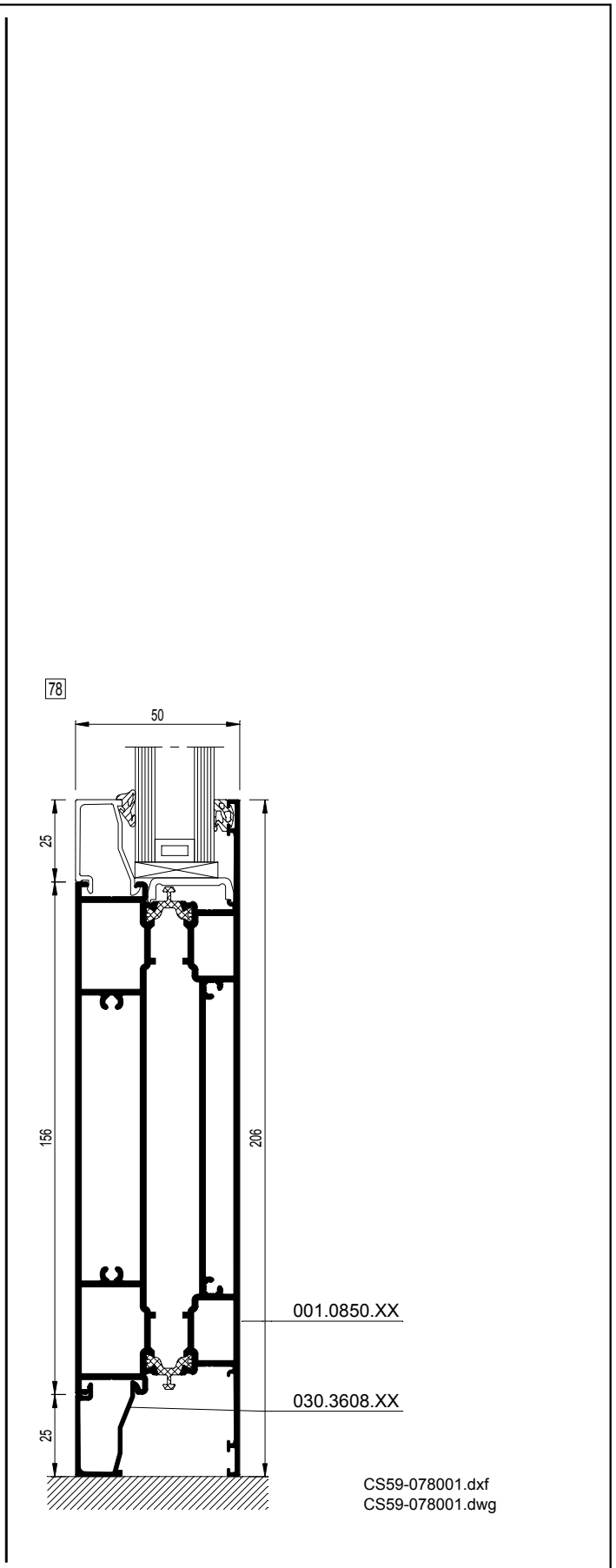
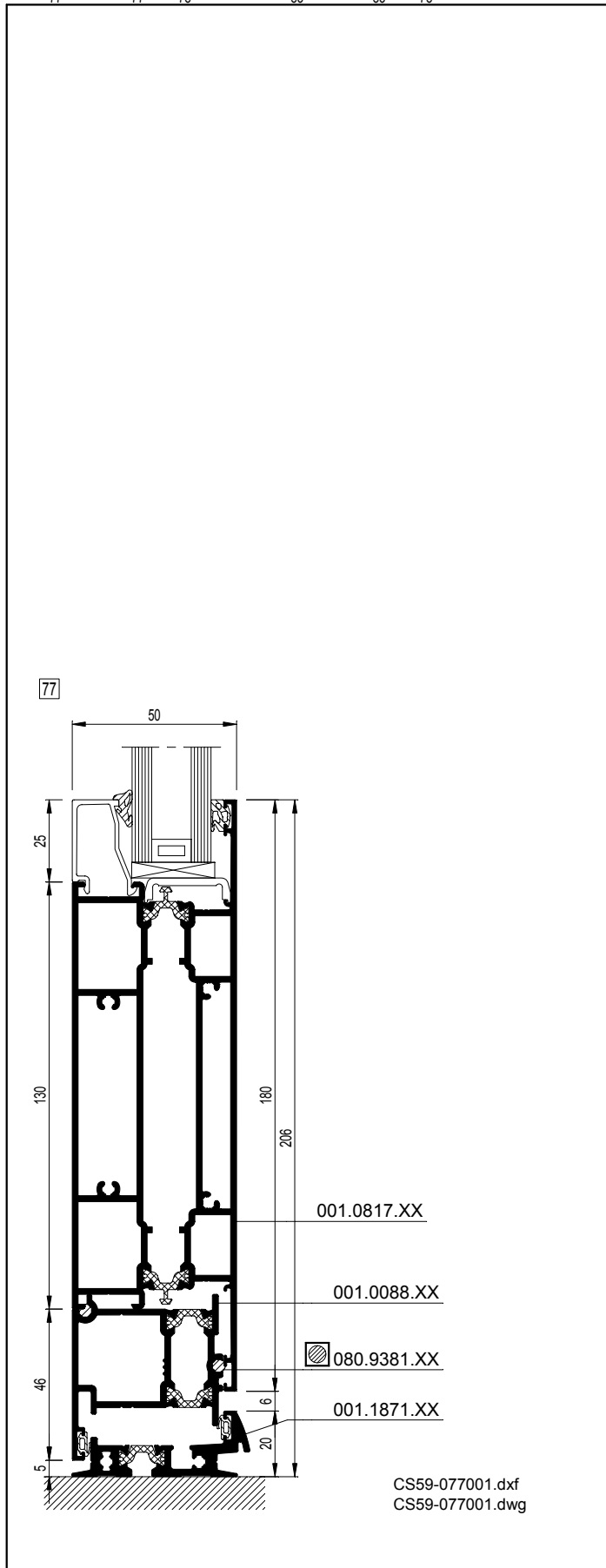
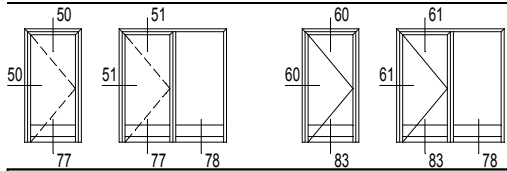
73

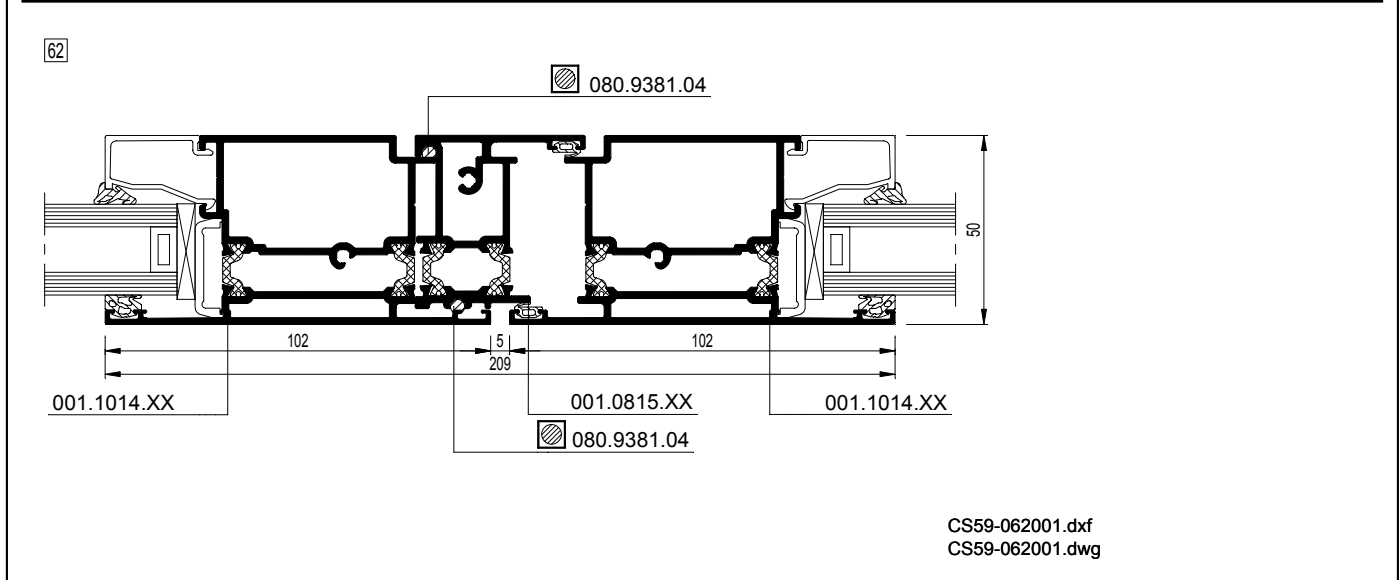
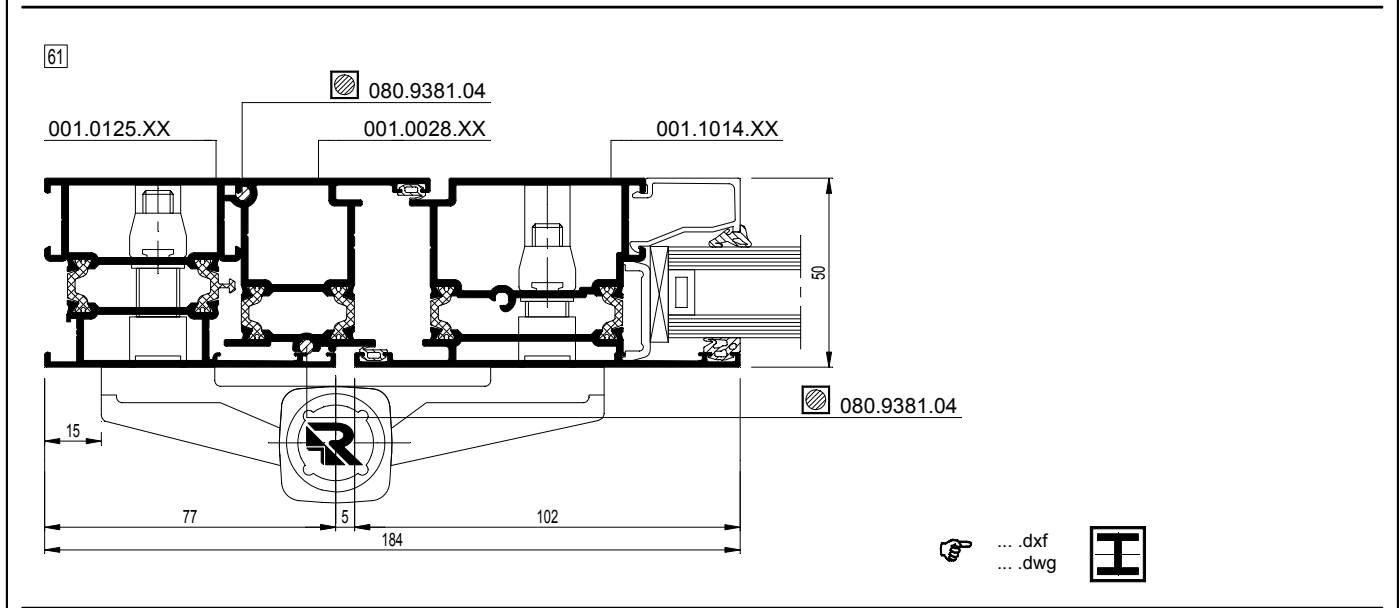
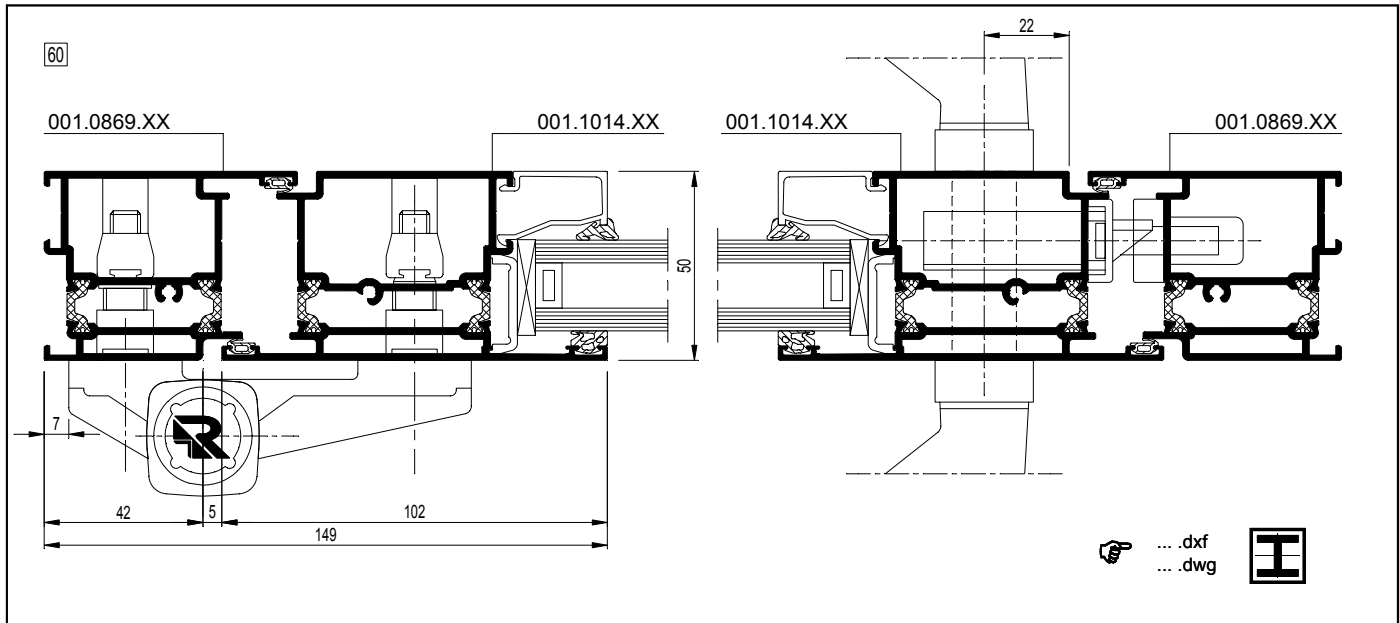
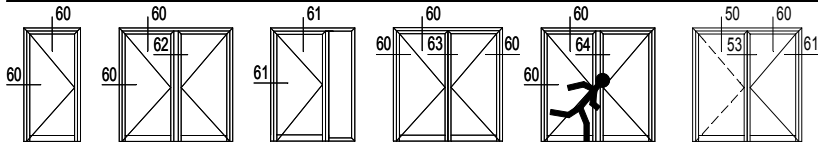


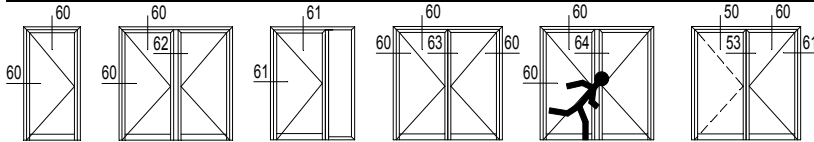






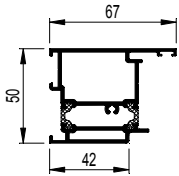






## 001.0869.XX

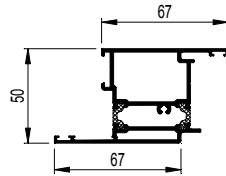
$I_x = 13.173 \text{ cm}^4$



60 CS59-060001.dxf  
 CS59-060001.dwg

## 001.0841.XX

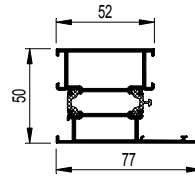
$I_x = 15.068 \text{ cm}^4$



60 CS59-060002.dxf  
 CS59-060002.dwg

## 001.0125.XX

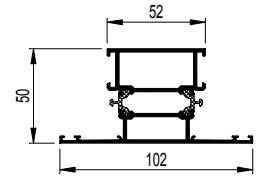
$I_x = 13.179 \text{ cm}^4$



61 CS59-061001.dxf  
 CS59-061001.dwg

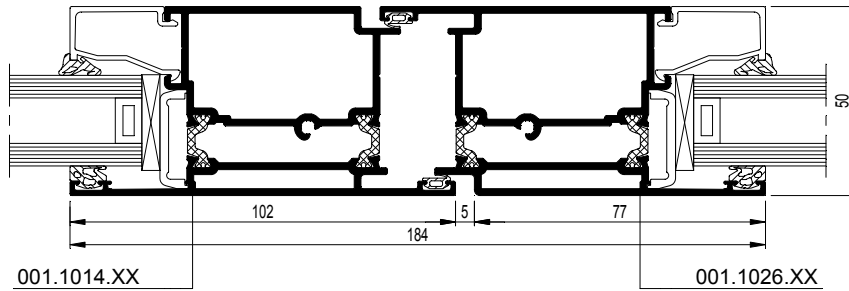
## 001.0114.XX

$I_x = 14.753 \text{ cm}^4$



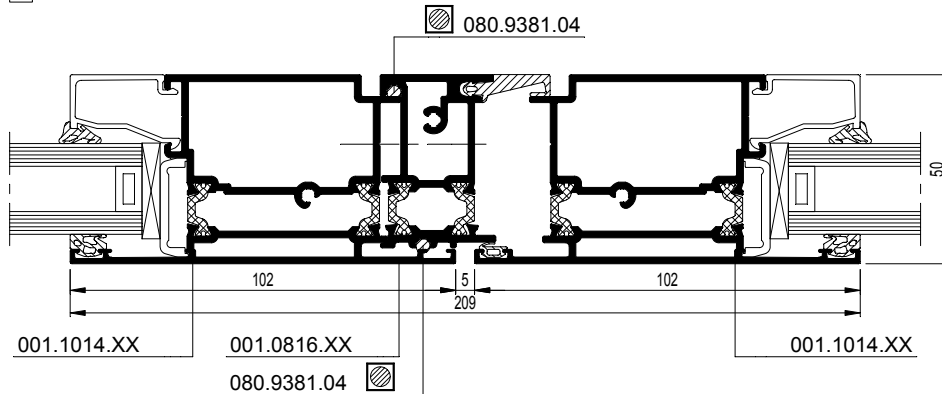
61 CS59-061002.dxf  
 CS59-061002.dwg

### 63 ZT

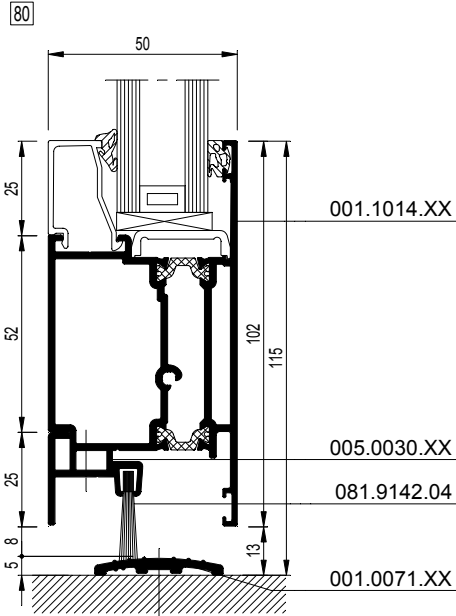
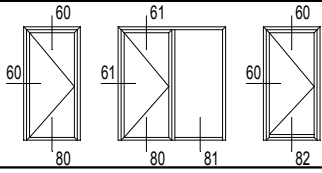


CS59-063001.dxf  
 CS59-063001.dwg

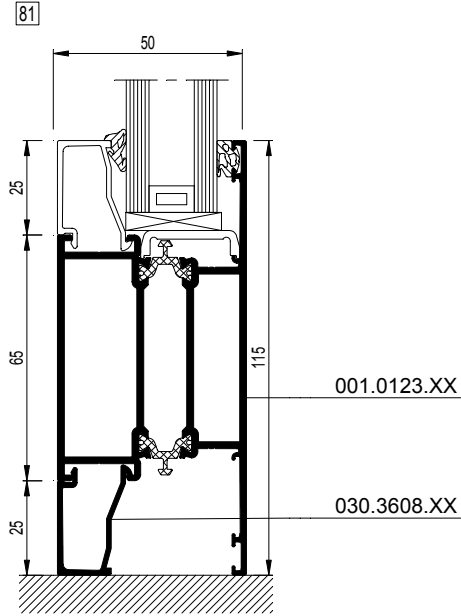
### 64 Panic



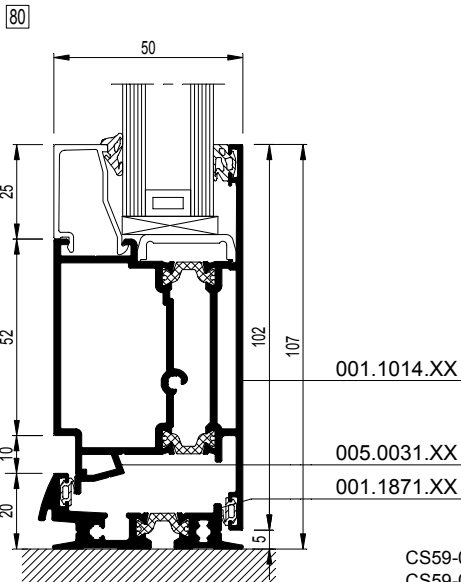
CS59-064001.dxf  
 CS59-064001.dwg



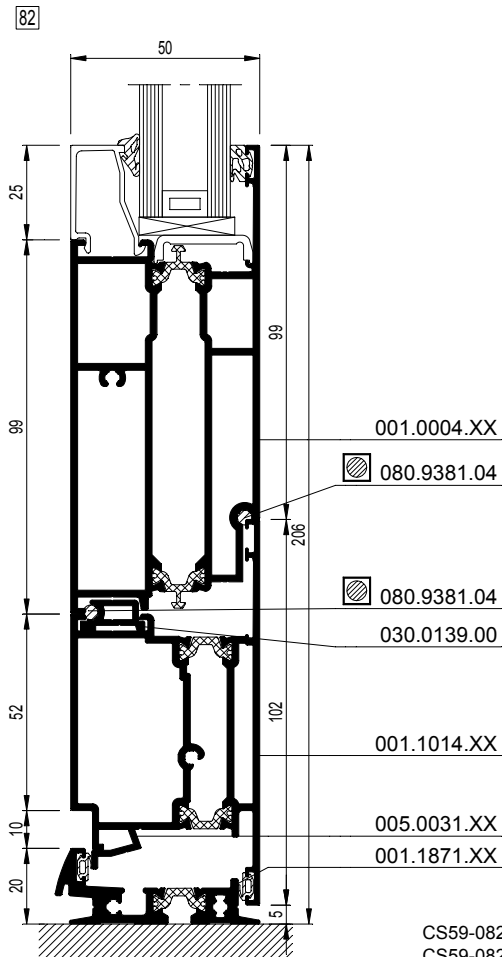
CS59-080001.dxf  
 CS59-080001.dwg



CS59-081001.dxf  
 CS59-081001.dwg



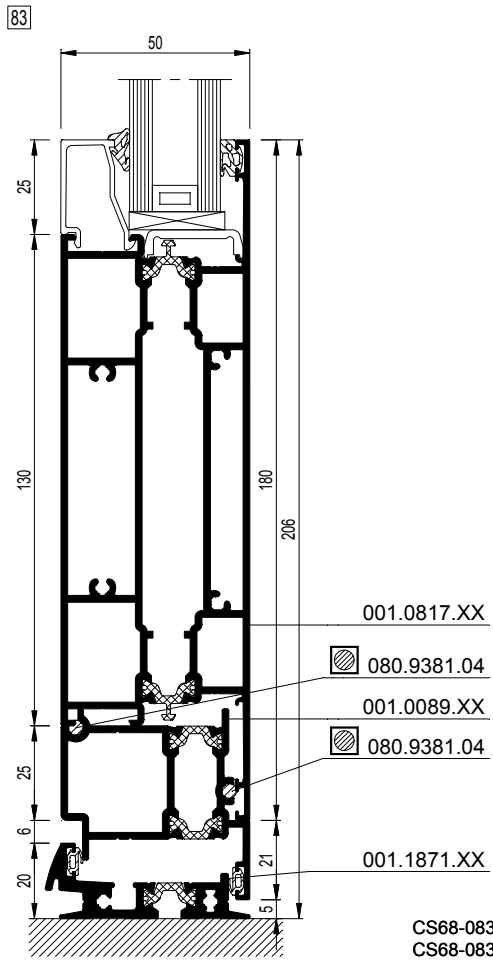
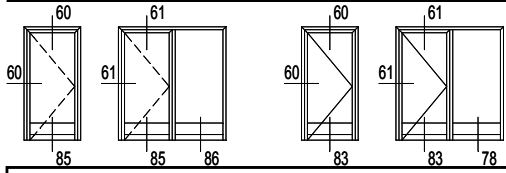
CS59-080002.dxf  
 CS59-080002.dwg




CS59-082001.dxf  
 CS59-082001.dwg

# CS 59

Deuren - Deuren met waterdichte dorpel  
Portes - Portes avec profilé de butée étanche à l'eau  
Doors - Doors with watertight connection profile  
Türen - Türen mit wasserdichtem Anschlagprofil



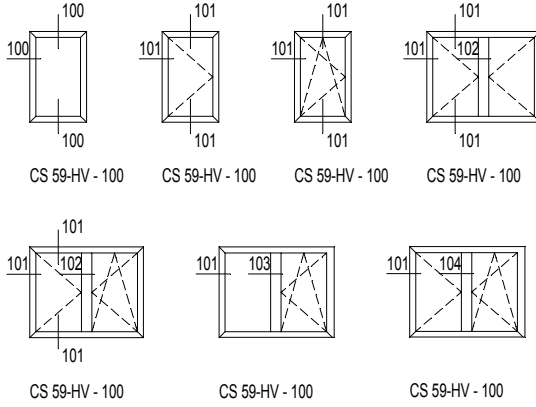


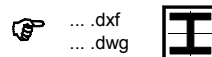
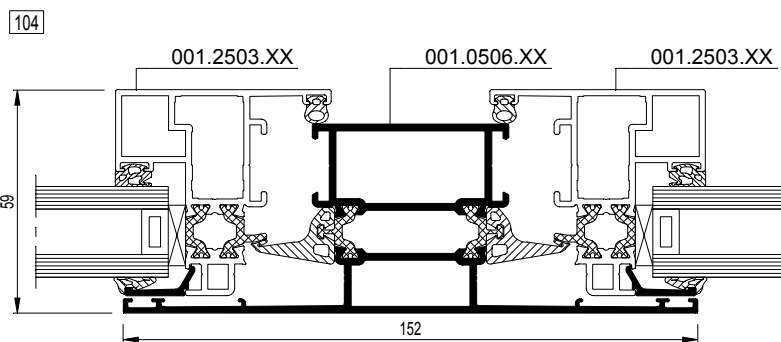
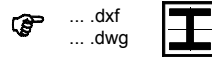
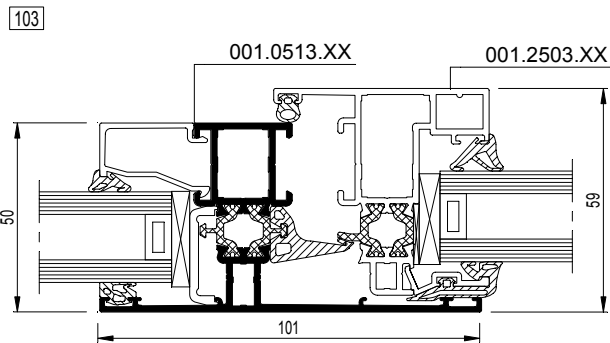
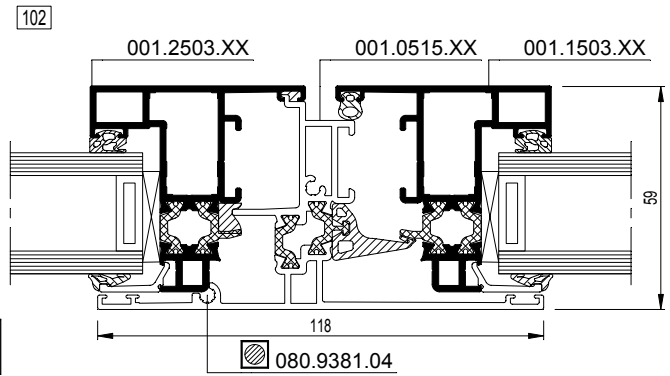
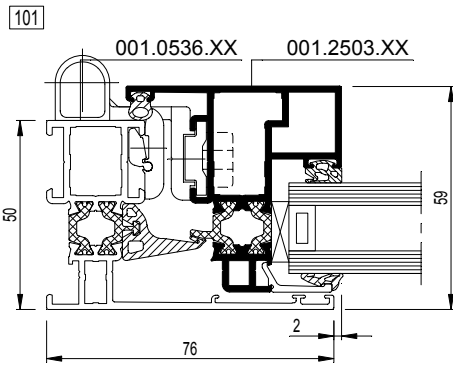
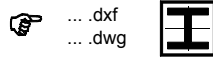
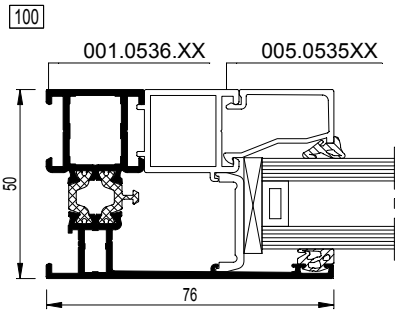
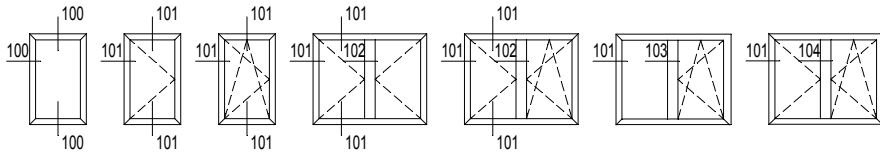


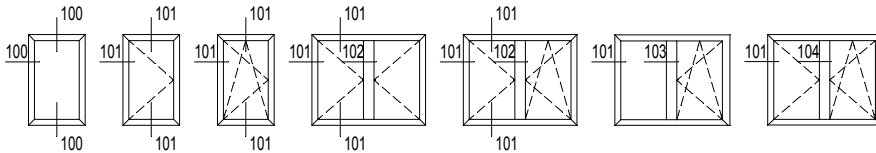


### CS 59 Ouvrant Caché (CS 59-HV)

Eléments fixes / ouvrants

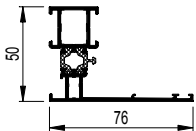






## 001.0536.XX

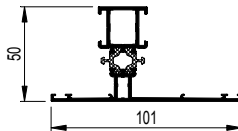
$I_x = 9.786 \text{ cm}^4$



**100** CS59-100001.dxf  
 CS59-100001.dwg

## 001.0513.XX

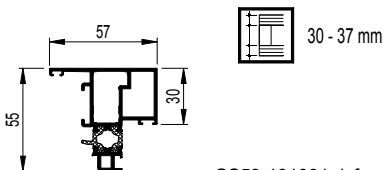
$I_x = 10.917 \text{ cm}^4$



**100** CS59-100002.dxf  
 CS59-100002.dwg

## 001.2502.XX

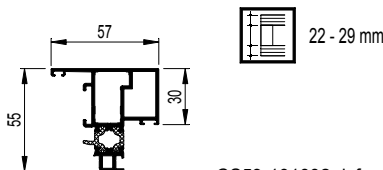
$I_x = 9.167 \text{ cm}^4$



**101** CS59-101001.dxf  
 CS59-101001.dwg  
**102** CS59-102001.dxf  
 CS59-102001.dwg

## 001.2503.XX

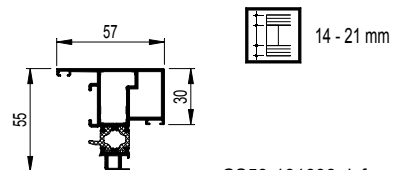
$I_x = 9.040 \text{ cm}^4$



**101** CS59-101002.dxf  
 CS59-101002.dwg  
**102** CS59-102002.dxf  
 CS59-102002.dwg

## 001.2504.XX

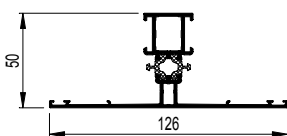
$I_x = 9.196 \text{ cm}^4$



**101** CS59-101003.dxf  
 CS59-101003.dwg  
**102** CS59-102003.dxf  
 CS59-102003.dwg

## 001.0505.XX

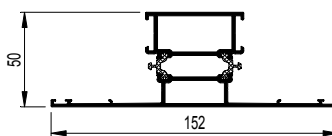
$I_x = 11.797 \text{ cm}^4$



**103** CS59-103001.dxf  
 CS59-103001.dwg  
**104** CS59-104001.dxf  
 CS59-104001.dwg

## 001.0506.XX

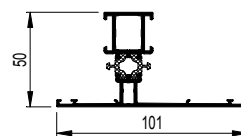
$I_x = 17.181 \text{ cm}^4$




**103** CS59-103002.dxf  
 CS59-103002.dwg  
**104** CS59-104002.dxf  
 CS59-104002.dwg

## 001.0513.XX

$I_x = 10.917 \text{ cm}^4$



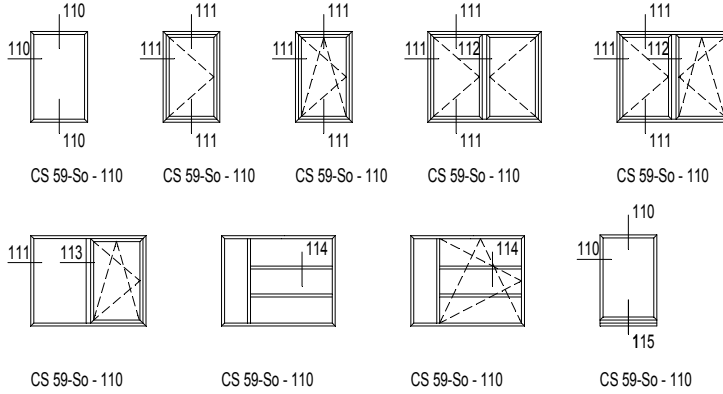
**103** CS59-103003.dxf  
 CS59-103003.dwg

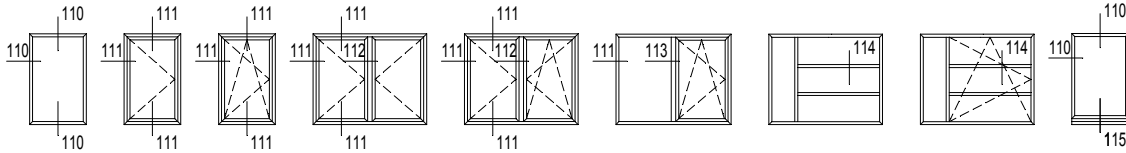




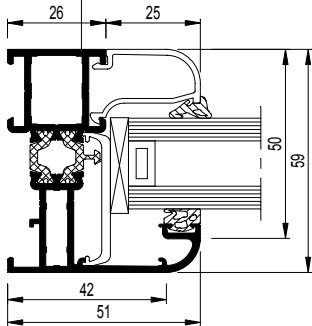
### CS 59 Softline (CS 59-So)

#### Eléments fixes / ouvrants





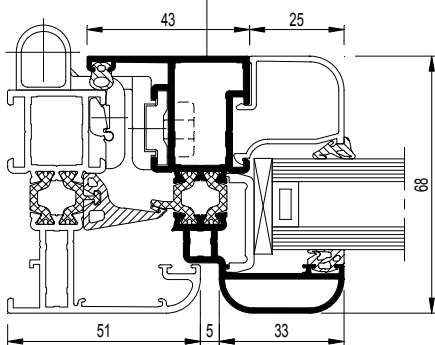
110  
 001.0249.XX



☞ ... .dxf  
 ... .dwg



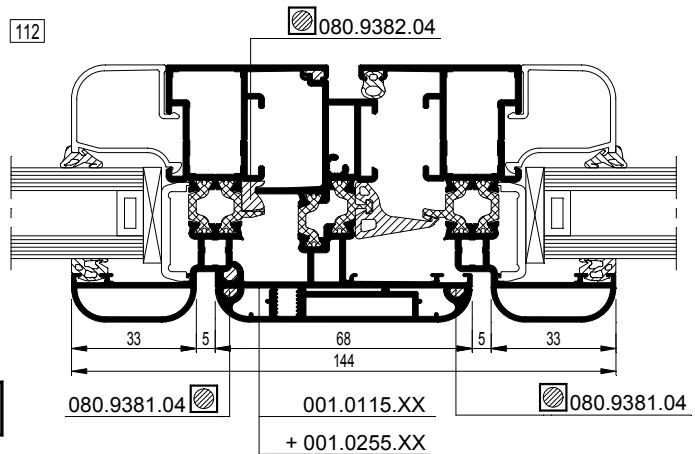
111  
 001.0251.XX



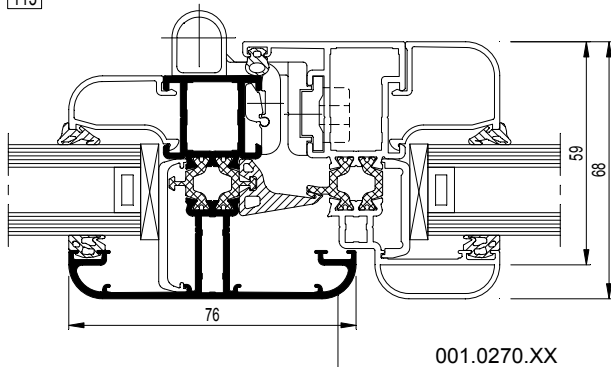
☞ ... .dxf  
 ... .dwg



112



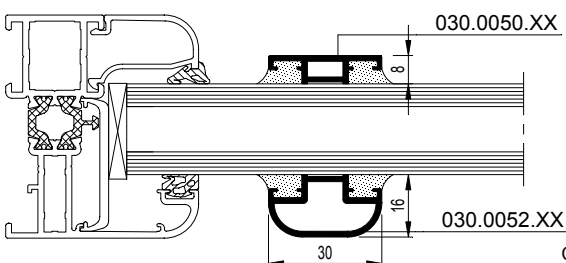
113



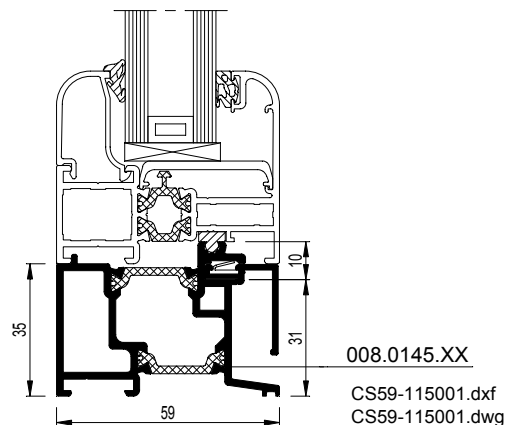
☞ ... .dxf  
 ... .dwg



114

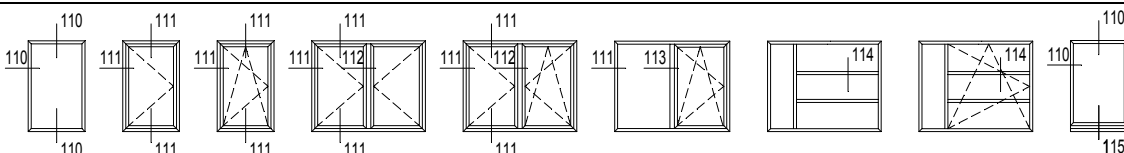


115



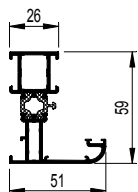
CS59-114001.dxf  
 CS59-114001.dwg

CS59-115001.dxf  
 CS59-115001.dwg



001.0249.XX

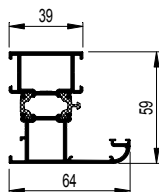
$I_x = 13.100 \text{ cm}^4$



110 CS59-110001.dxf  
 CS59-110001.dwg

001.0250.XX

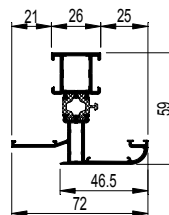
$I_x = 16.776 \text{ cm}^4$



110 CS59-110002.dxf  
 CS59-110002.dwg

001.0299.XX

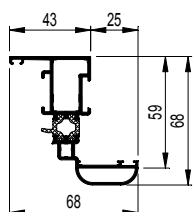
$I_x = 13.434 \text{ cm}^4$



110 CS59-110003.dxf  
 CS59-110003.dwg

001.0251.XX

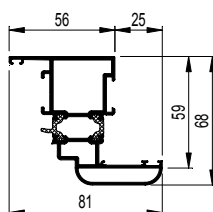
$I_x = 18.104 \text{ cm}^4$



111 CS59-111001.dxf  
 CS59-111001.dwg  
 112 CS59-112001.dxf  
 CS59-112001.dwg

001.0203.XX

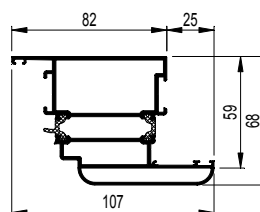
$I_x = 24.190 \text{ cm}^4$



111 CS59-111002.dxf  
 CS59-111002.dwg  
 112 CS59-112002.dxf  
 CS59-112002.dwg

001.0252.XX

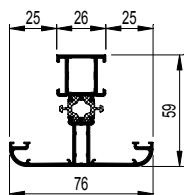
$I_x = 33.521 \text{ cm}^4$



111 CS59-111003.dxf  
 CS59-111003.dwg  
 112 CS59-112003.dxf  
 CS59-112003.dwg

001.0270.XX

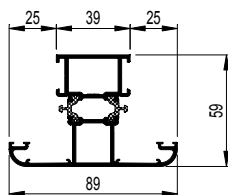
$I_x = 15.367 \text{ cm}^4$



113 CS59-113001.dxf  
 CS59-113001.dwg

001.0271.XX

$I_x = 19.312 \text{ cm}^4$



113 CS59-113002.dxf  
 CS59-113002.dwg

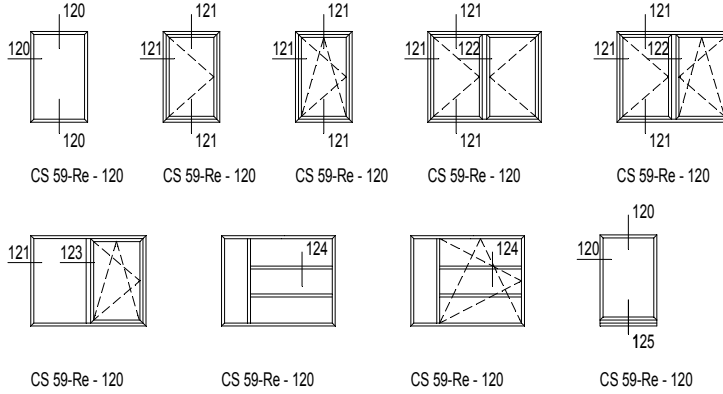


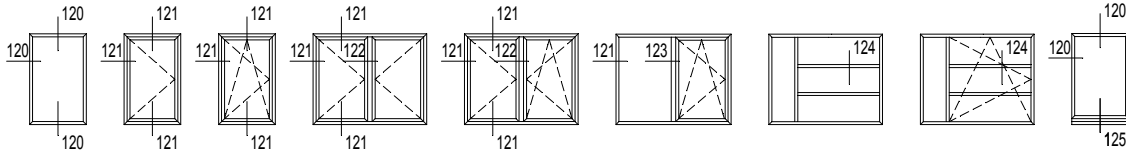




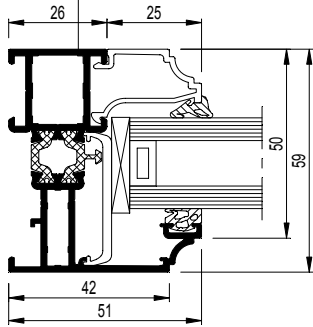
### CS 59 Renaissance (CS 59-Re)

Eléments fixes / ouvrants





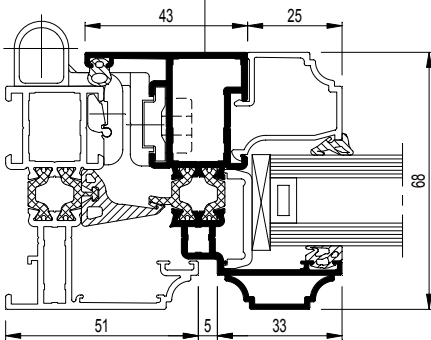
120 005.0236.XX



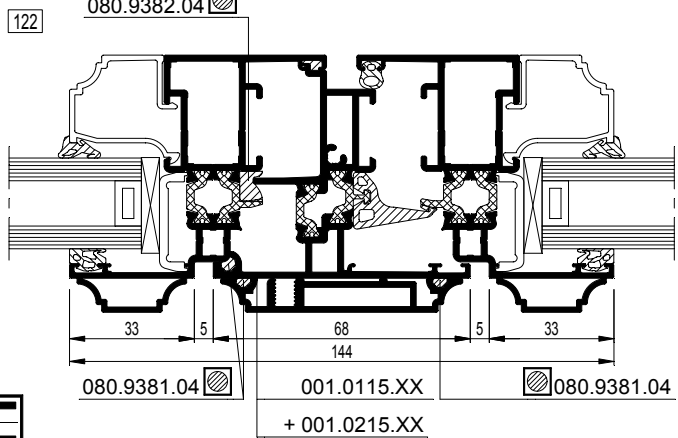
☞ ... .dxf  
 ... .dwg



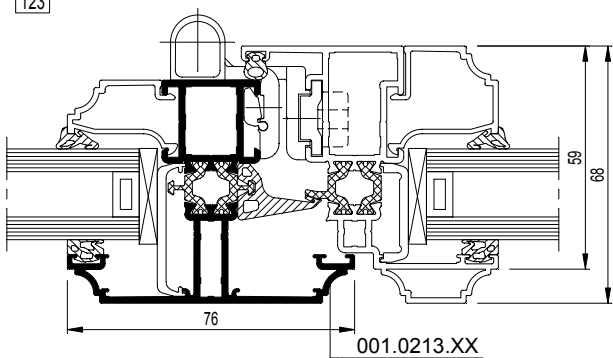
121 001.0202.XX



☞ ... .dxf  
 ... .dwg



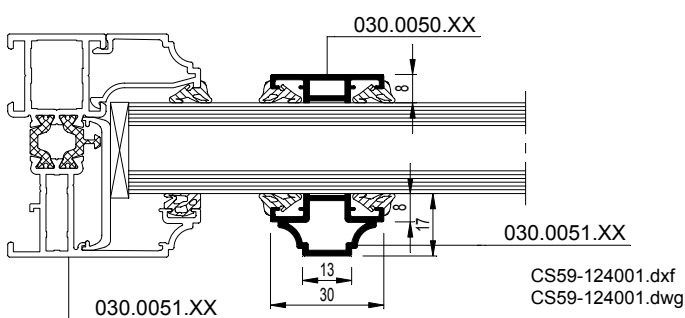
123



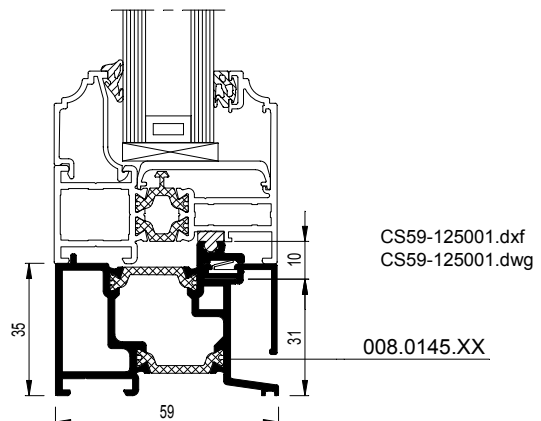
☞ ... .dxf  
 ... .dwg

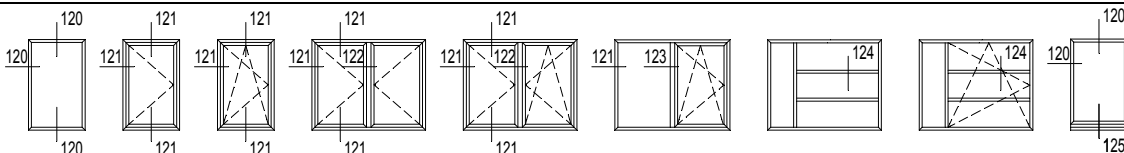


124



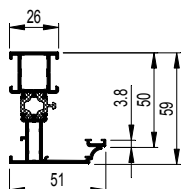
125





## 001.0236.XX

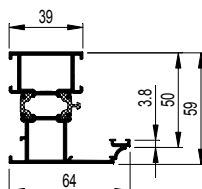
$I_x = 12.752 \text{ cm}^4$



120 CS59-120001.dxf  
 CS59-120001.dwg

## 001.0216.XX

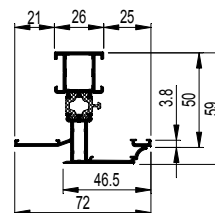
$I_x = 16.396 \text{ cm}^4$



120 CS59-120002.dxf  
 CS59-120002.dwg

## 001.0239.XX

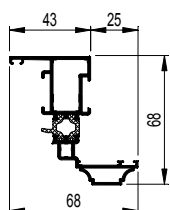
$I_x = 13.112 \text{ cm}^4$



120 CS59-120003.dxf  
 CS59-120003.dwg

## 001.0202.XX

$I_x = 17.659 \text{ cm}^4$

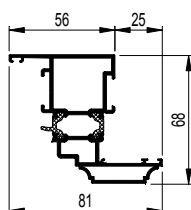


121 CS59-121001.dxf  
 CS59-121001.dwg

122 CS59-122001.dxf  
 CS59-122001.dwg

## 001.0292.XX

$I_x = 23.754 \text{ cm}^4$

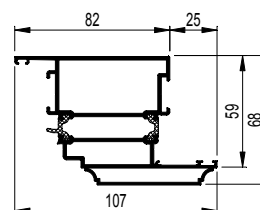


121 CS59-121002.dxf  
 CS59-121002.dwg

122 CS59-122002.dxf  
 CS59-122002.dwg

## 001.0221.XX

$I_x = 33.113 \text{ cm}^4$

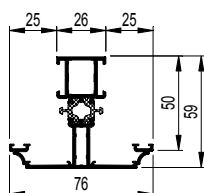


121 CS59-121003.dxf  
 CS59-121003.dwg

122 CS59-122003.dxf  
 CS59-122003.dwg

## 001.0213.XX

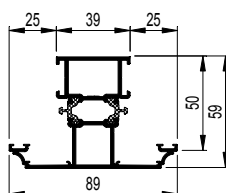
$I_x = 14.830 \text{ cm}^4$




123 CS59-123001.dxf  
 CS59-123001.dwg

## 001.0220.XX

$I_x = 18.713 \text{ cm}^4$



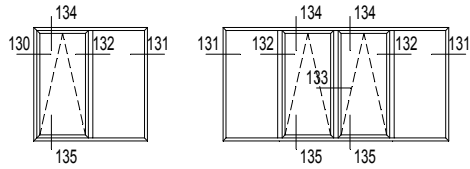
123 CS59-123002.dxf  
 CS59-123002.dwg





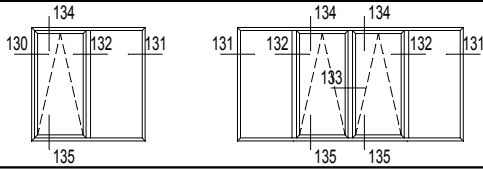
### CS 59 Front (CS 59-Fr)

Porte coulissante-battante

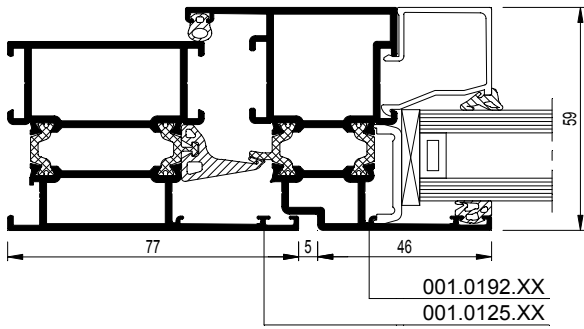


CS 59-Fr - 130  
CS 59-Fr - 131

CS 59-Fr - 130  
CS 59-Fr - 131

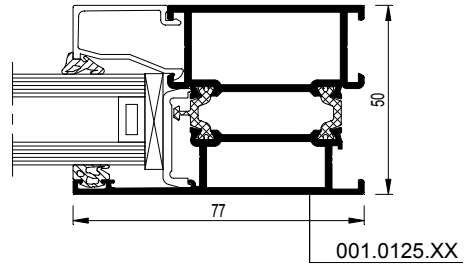


130 11



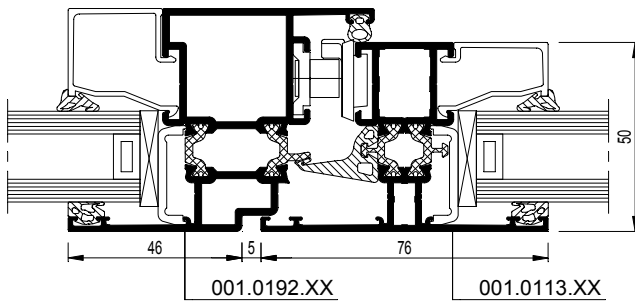
CS59-130001.dxf  
 CS59-130001.dwg

131 1



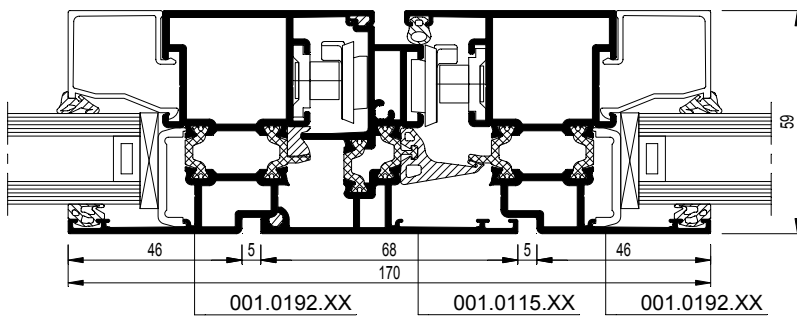
CS59-131001.dxf  
 CS59-131001.dwg

132 21

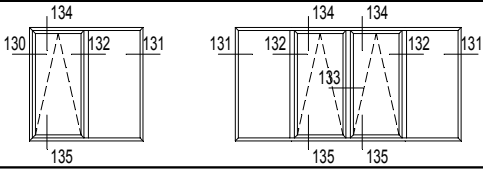


CS59-132001.dxf  
 CS59-132001.dwg

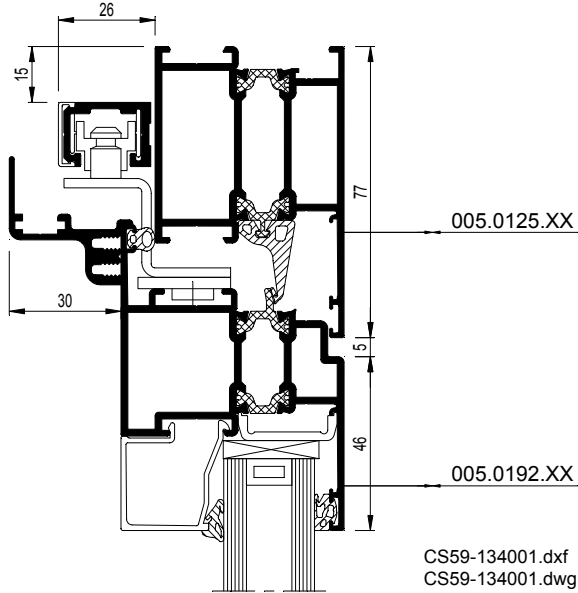
133 12



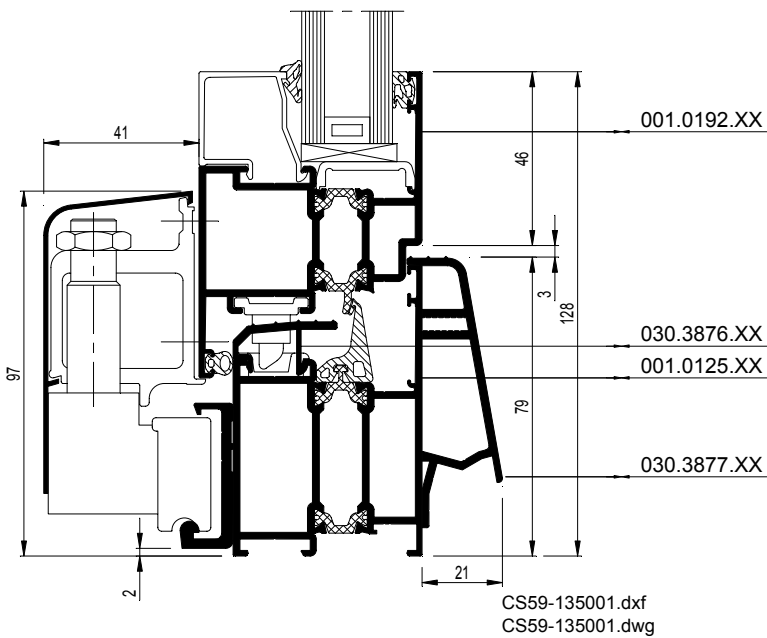
CS59-133001.dxf  
 CS59-133001.dwg




134



135



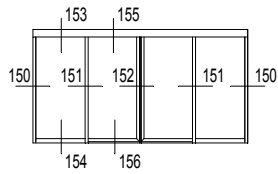




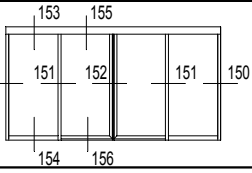


### CS 59 Automatic Sliding Door (CS 59-AD)

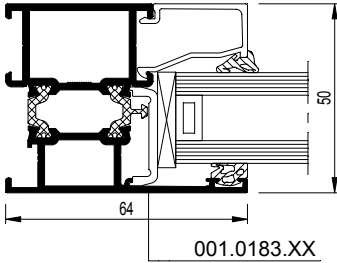
Portes coulissantes



CS 59-SD - 150  
CS 59-SD - 153  
CS 59-SD - 154

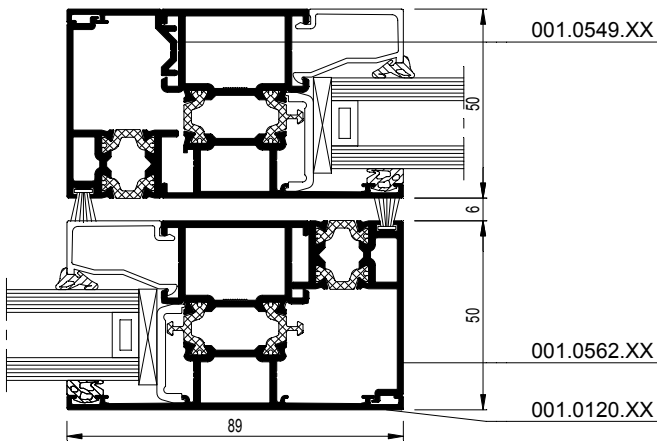


150



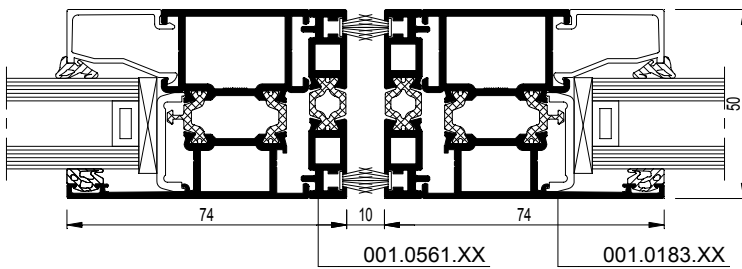
CS59-150001.dxf  
CS59-150001.dwg

151

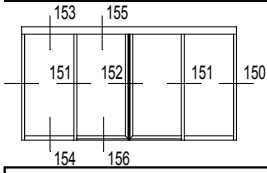


CS59-151001.dxf  
CS59-151001.dwg

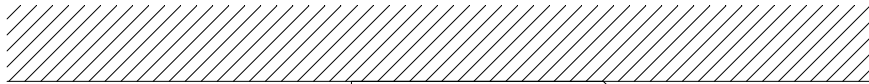
152



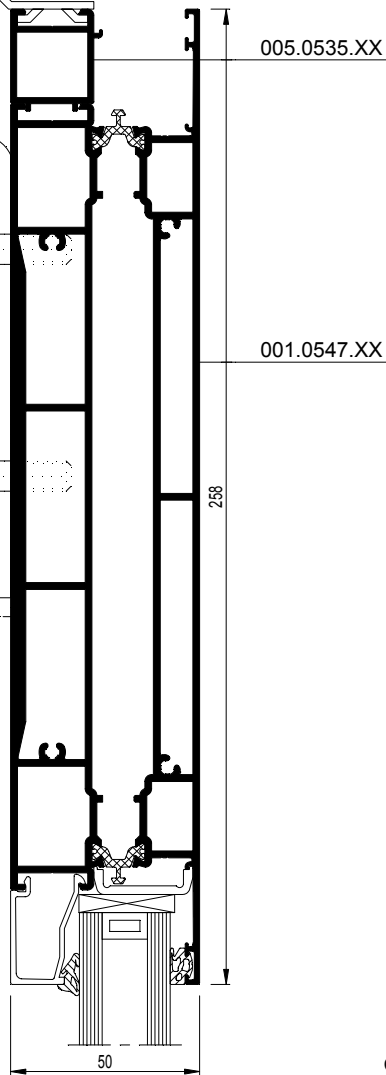
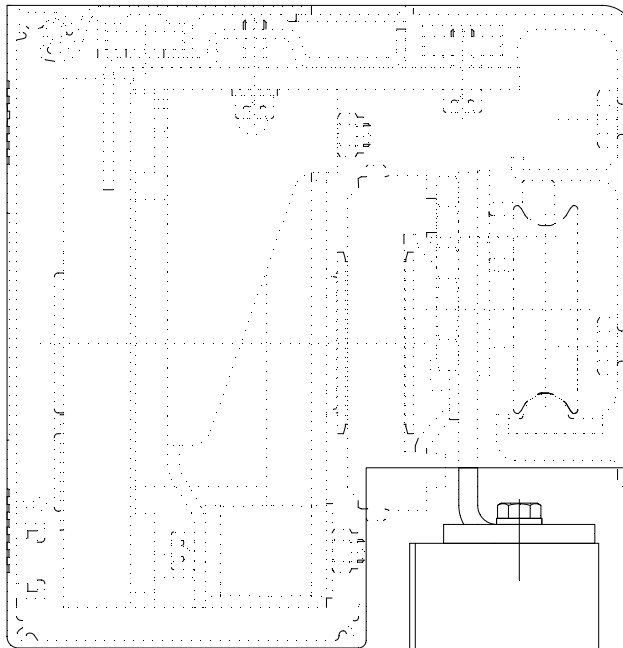
CS59-152001.dxf  
CS59-152001.dwg



153

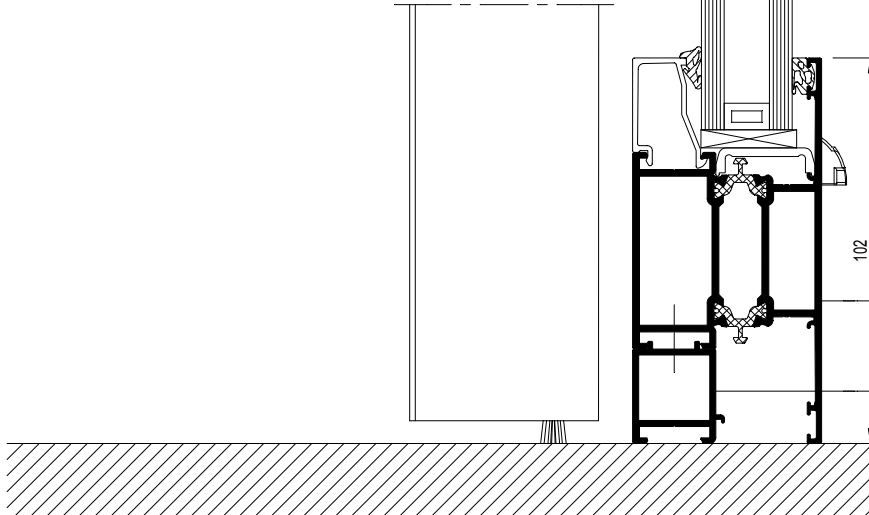


Mechanisme automatische deur  
Mécanisme pour porte automatique  
Automat für Schiebetür  
Mechanism automatic door



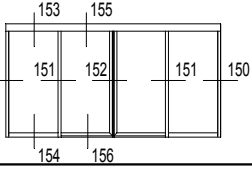
CS59-153001.dxf  
CS59-153001.dwg

154

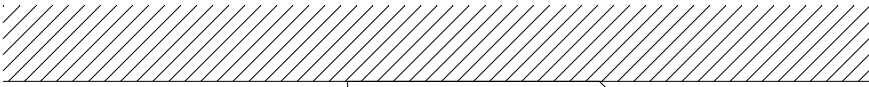


102  
001.0114.XX  
005.0535.XX

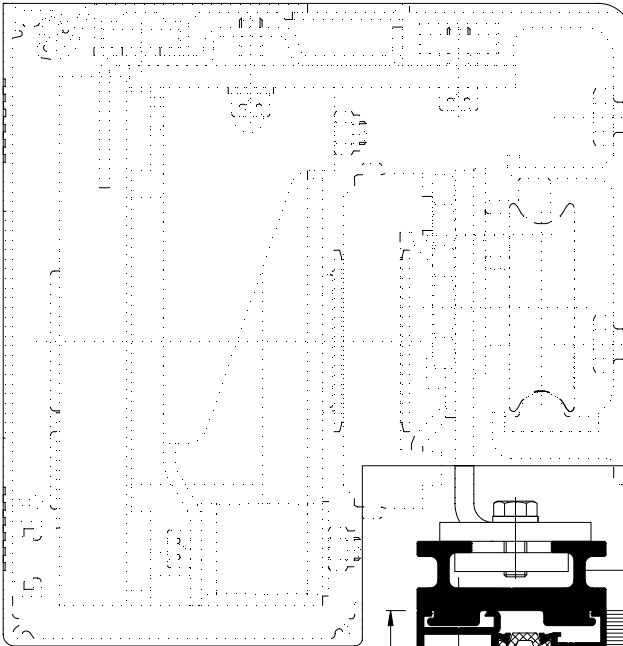
CS59-154001.dxf  
CS59-154001.dwg



155

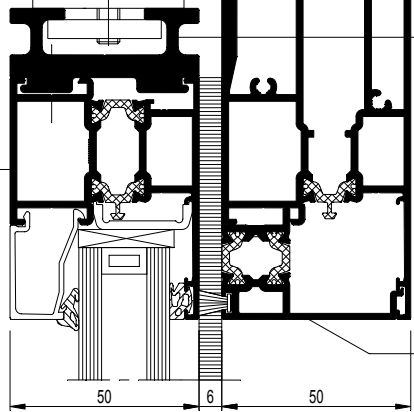


Mechanisme automatique deur  
Mécanisme pour porte automatique  
Automat für Schiebetür  
Mechanism automatic door



001.0183.XX

64



005.0535.XX

268

001.0547.XX

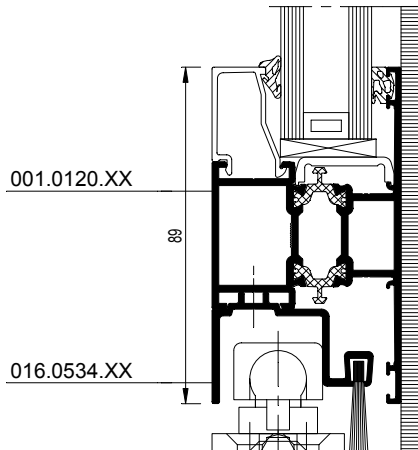
001.0599.XX

001.0562.XX

50 6 50

CS59-155001.dxf  
CS59-155001.dwg

156



001.0120.XX

88

016.0534.XX

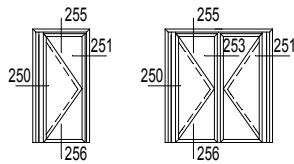
CS59-156001.dxf  
CS59-156001.dwg



## CS 59-SD Swing Door (CS 59-SD)

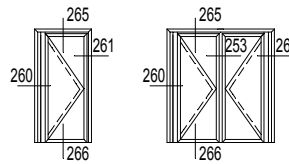
### 1 Porte avec anti-pince-doigts

Pivot de frein aerien porte avec anti-pince-doigts



CS 59-SD - 250  
CS 59-SD - 251

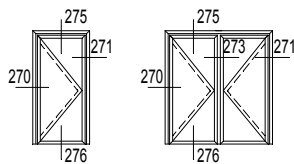
Pivot de frein au sol porte avec anti-pince-doigts



CS 59-SD - 256  
CS 59-SD - 257

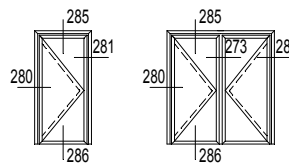
### 2 Porte sans anti-pince-doigts

Pivot de frein aerien porte sans anti-pince-doigts



CS 59-SD - 260  
CS 59-SD - 261

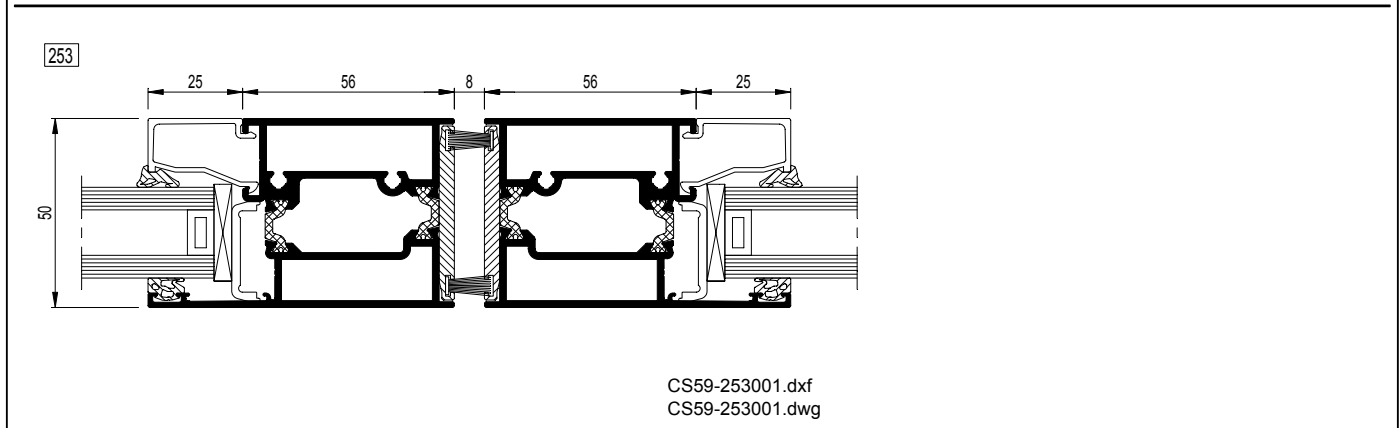
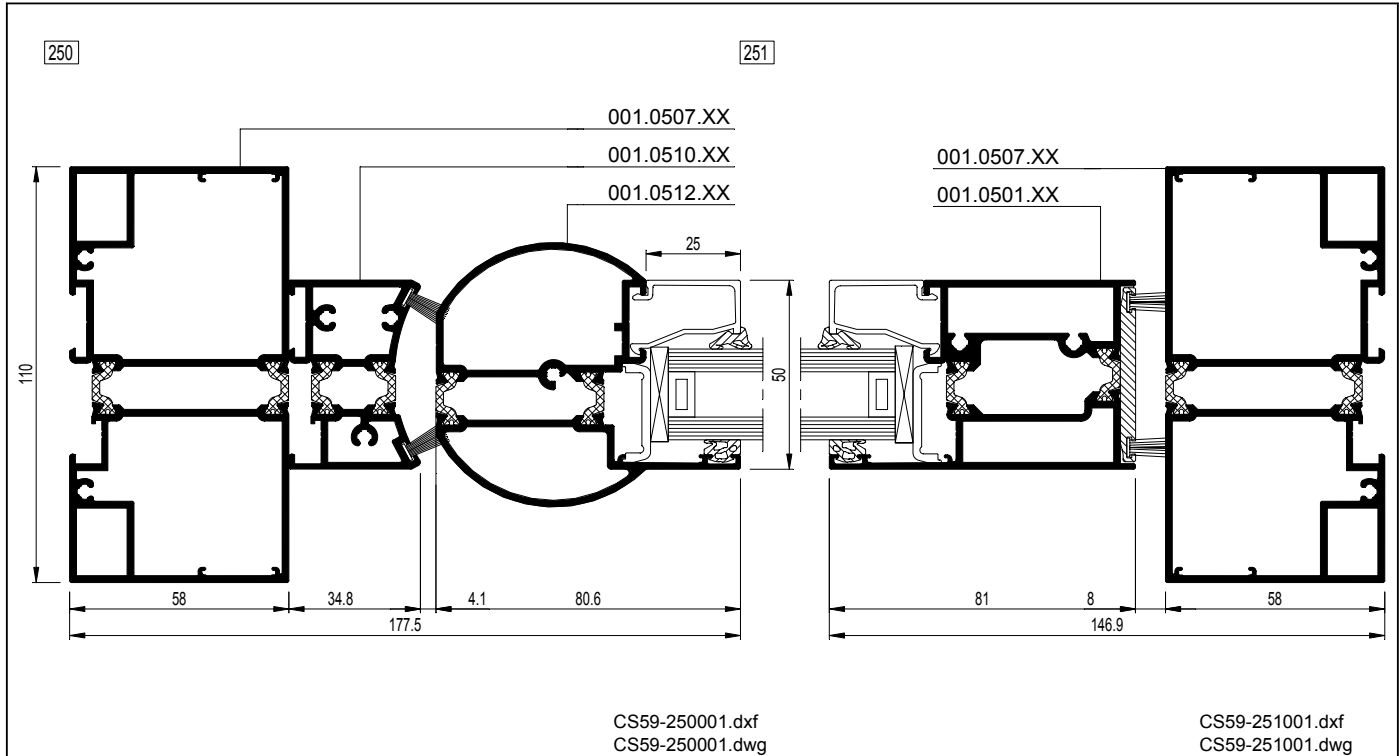
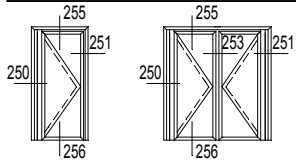
Pivot de frein au sol porte sans anti-pince-doigts



CS 59-SD - 266  
CS 59-SD - 267

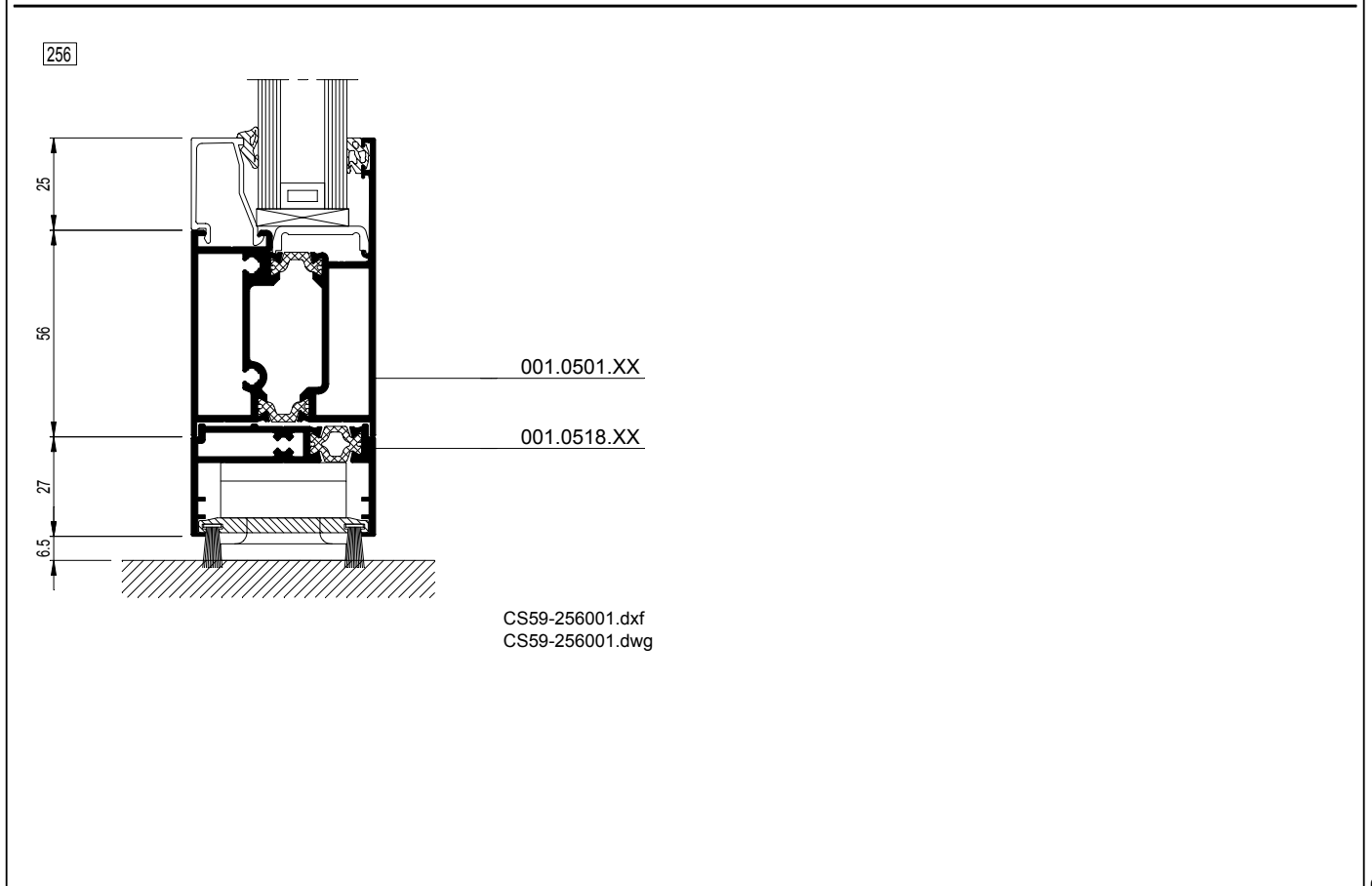
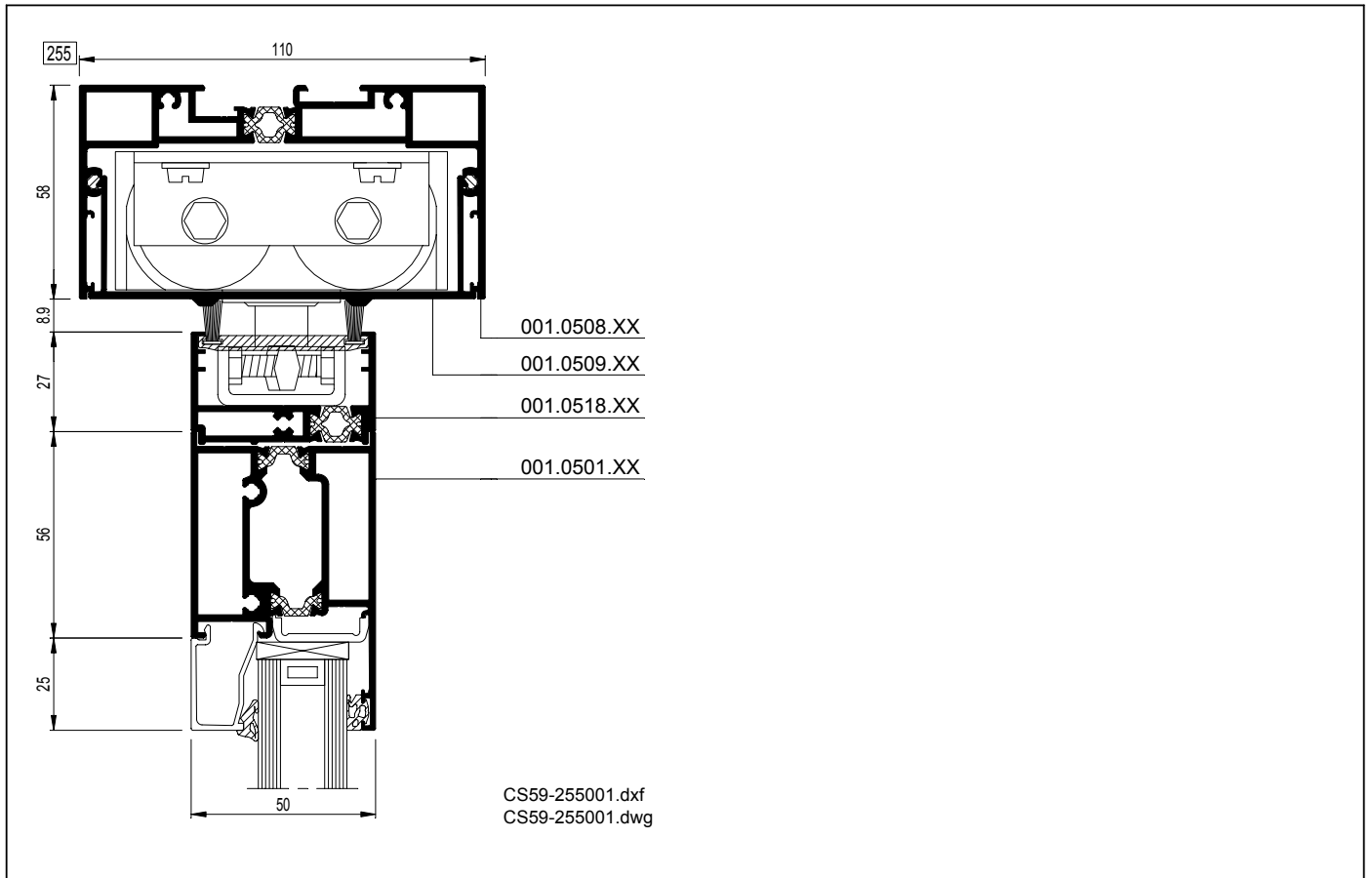
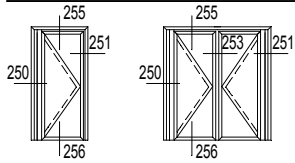
# CS 59-SD

Deur met vingerbeveiliging - Kozijndorpelveer deur met vingerbeveiliging  
 Porte avec anti-pince-doigts - Pivot de frein aerien porte avec anti-pince-doigts  
 Door with finger protection - Overhead closer door with finger protection  
 Einzelne Tür mit Fingerschutz - Rohrtuerschliesser Tür mit Fingerschutz



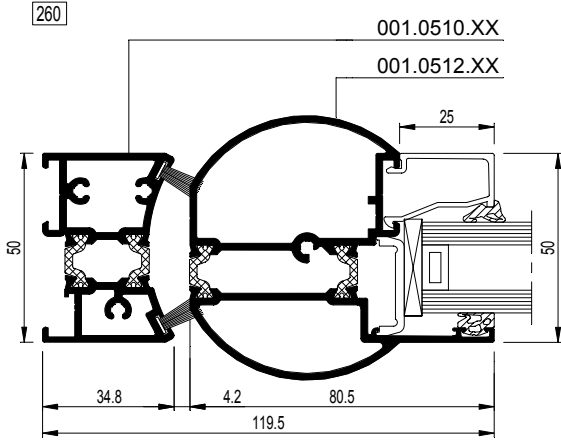
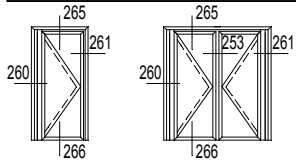
# CS 59-SD

Deur met vingerbeveiliging - Kozijndorpelveer deur met vingerbeveiliging  
 Porte avec anti-pince-doigts - Pivot de frein aerien porte avec anti-pince-doigts  
 Door with finger protection - Overhead closer door with finger protection  
 Einzelne Tür mit Fingerschutz - Rohrtuerschliesser Tür mit Fingerschutz

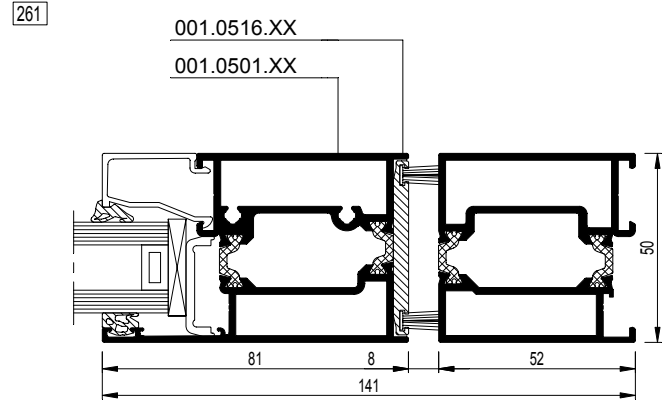


# CS 59-SD

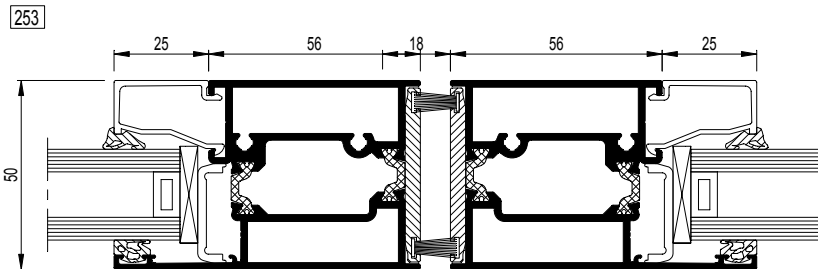
Deur met vingerbeveiliging - Vloerveer deur met vingerbeveiliging  
 Porte avec anti-pince-doigts - Pivot de frein au sol porte avec anti-pince-doigts  
 Door with finger protection - Floor closer door with finger protection  
 Einzelne Tür mit Fingerschutz - Bodentuerschliesser Tür mit Fingerschutz



CS59-260001.dxf  
 CS59-260001.dwg



CS59-261001.dxf  
 CS59-261001.dwg

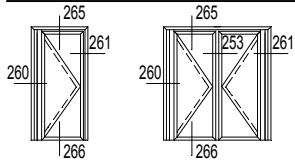


CS59-253001.dxf  
 CS59-253001.dwg

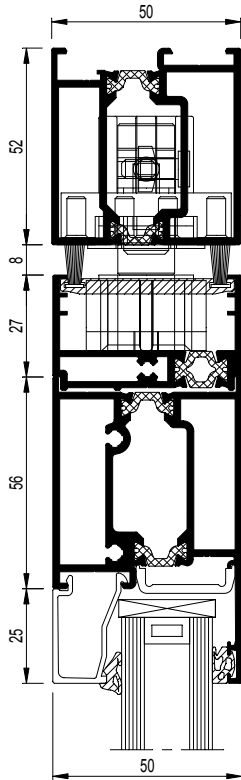


# CS 59-SD

Deur met vingerbeveiliging - Kozijndorpelveer deur met vingerbeveiliging  
Porte avec anti-pince-doigts - Pivots de frein aerien porte avec anti-pince-doigts  
Door with finger protection - Overhead closer door with finger protection  
Einzelne Tür mit Fingerschutz - Rohrtuerschliesser Tür mit Fingerschutz



265



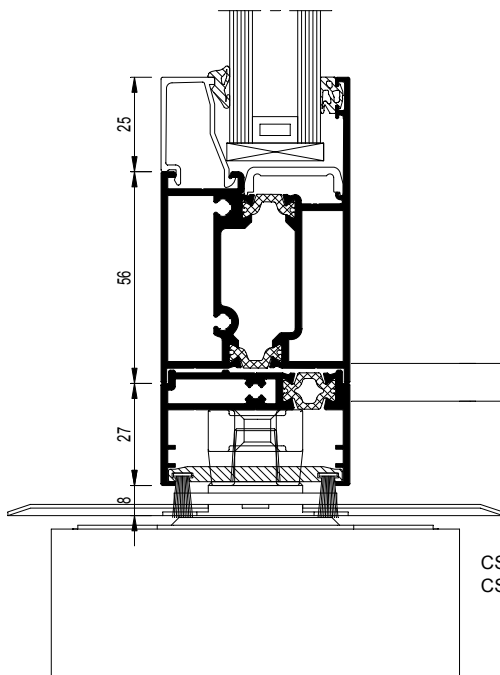
001.0516.XX

001.0518.XX

001.0501.XX

CS59-265001.dxf  
CS59-265001.dwg

266



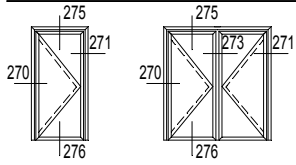
001.0501.XX

001.0518.XX

CS59-266001.dxf  
CS59-266001.dwg

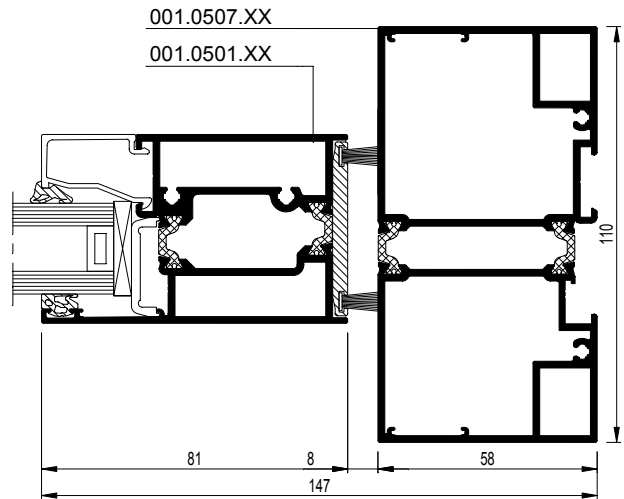
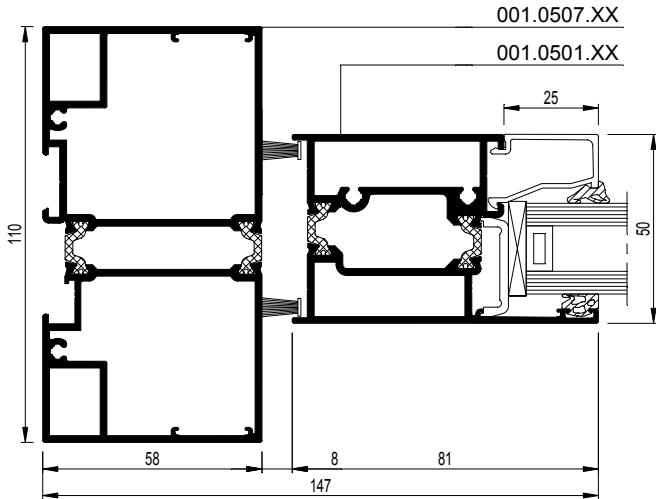
# CS 59-SD

Deur zonder vingerbeveiliging - Kozijndorpelveer deur zonder vingerbeveiliging  
 Porte sans anti-pince-doigts - Pivot de frein aerien porte sans anti-pince-doigts  
 Door without finger protection - Overhead closer door without finger protection  
 Einzelne Tür ohne Fingerschutz - Rohrtuerschliesser Tür ohne Fingerschutz



270

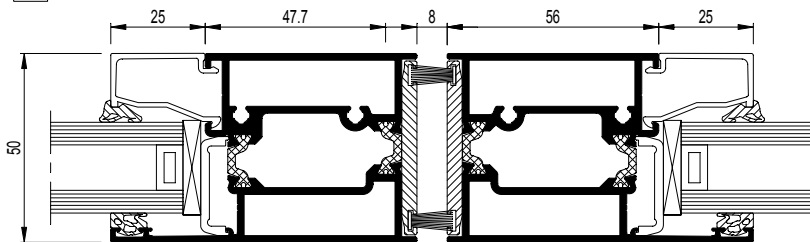
271



CS59-270001.dxf  
 CS59-270001.dwg

CS59-271001.dxf  
 CS59-271001.dwg

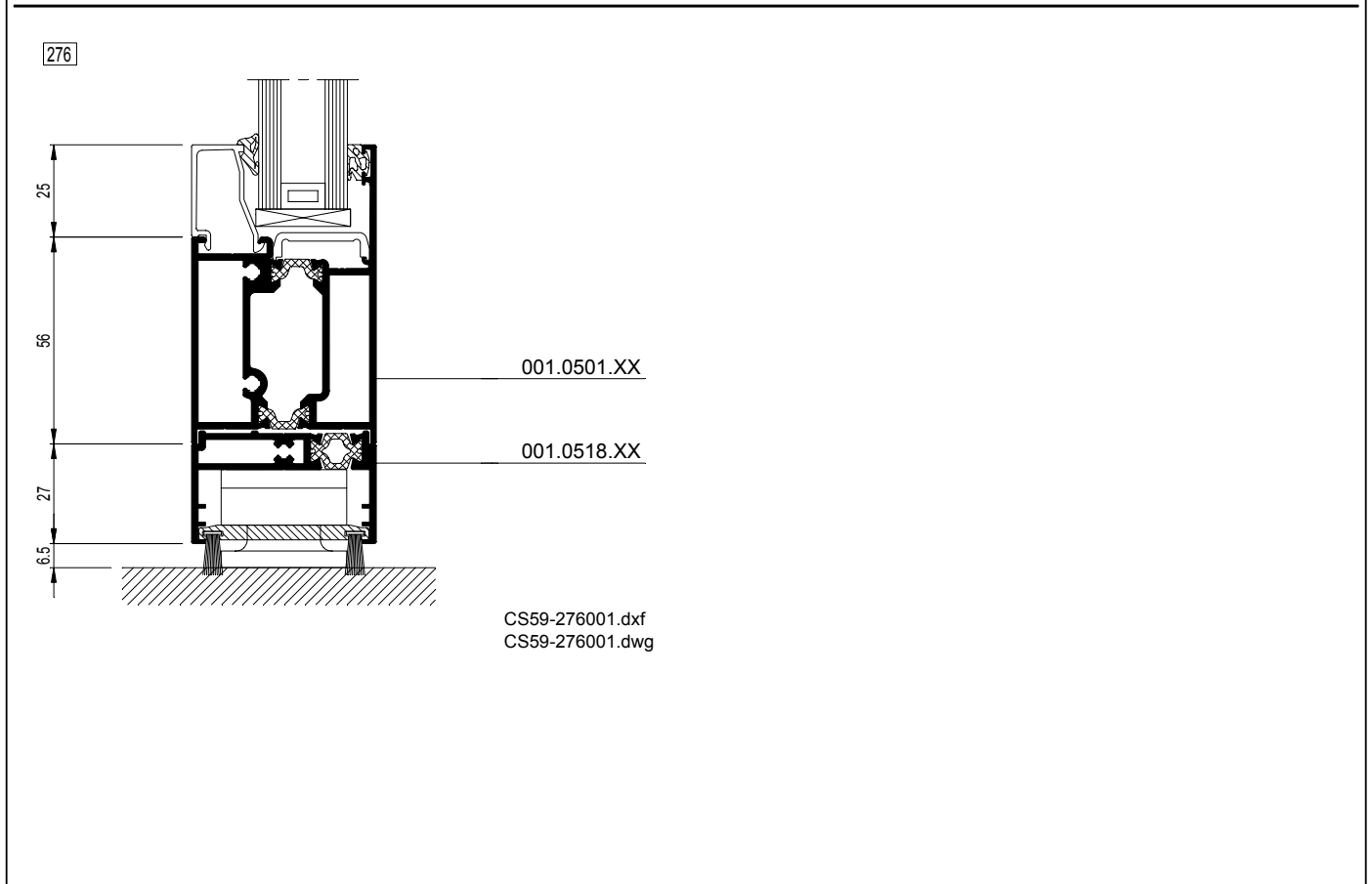
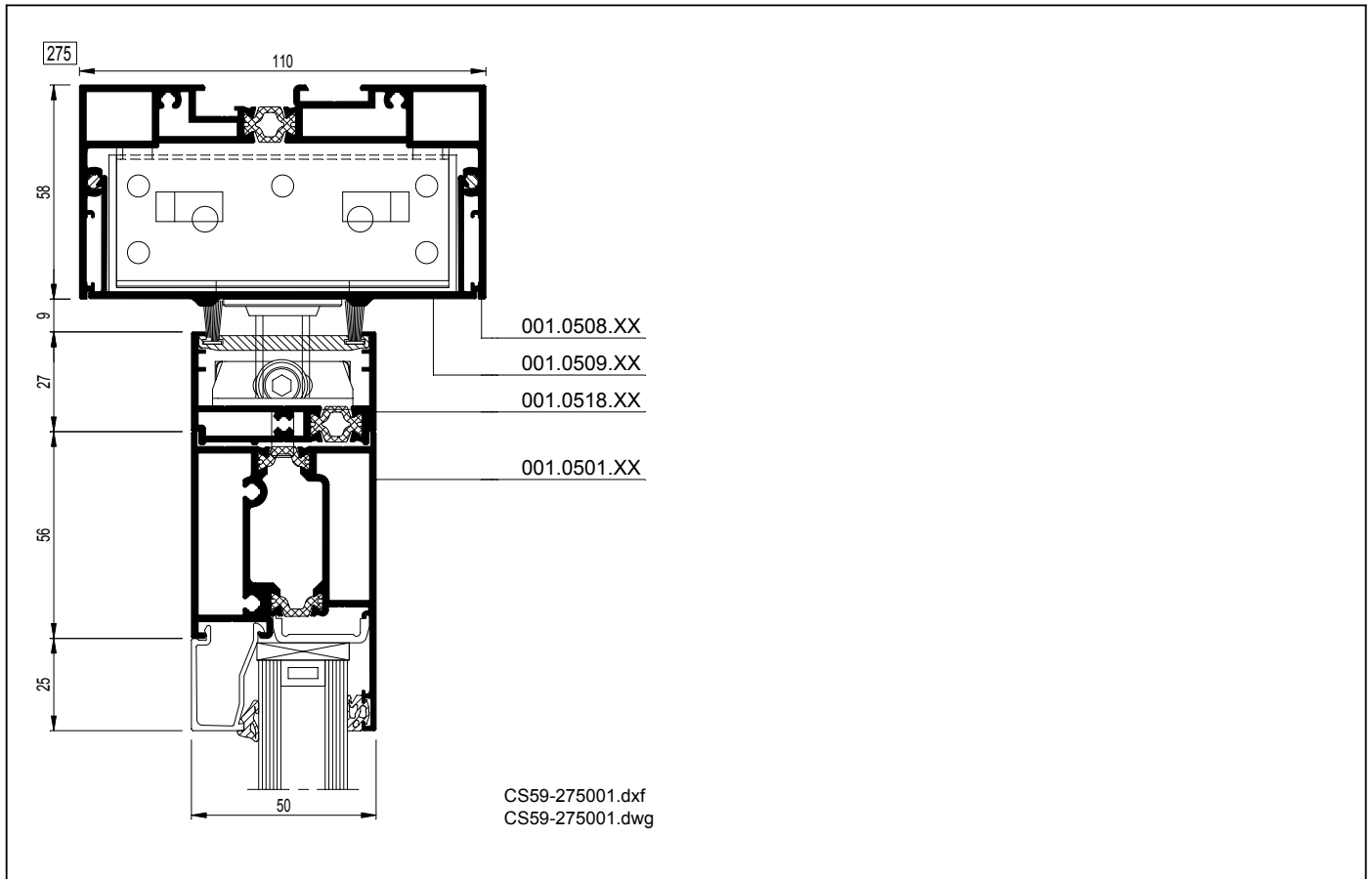
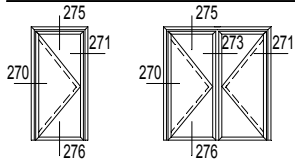
273



CS59-273001.dxf  
 CS59-273001.dwg

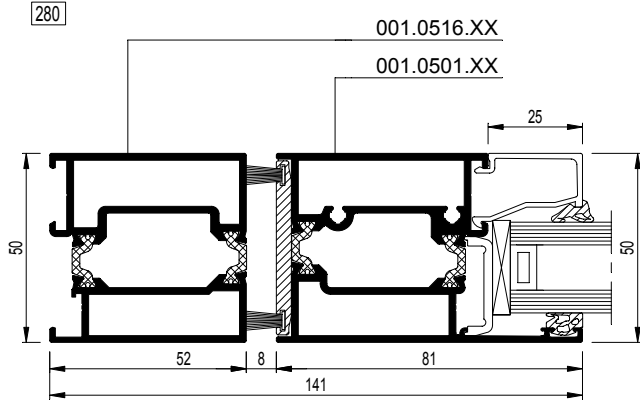
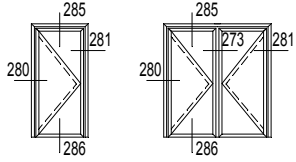
# CS 59-SD

Deur zonder vingerbeveiliging - Kozijndorpelveer deur zonder vingerbeveiliging  
Porte sans anti-pince-doigts - Pivote de frein aerien porte sans anti-pince-doigts  
Door without finger protection - Overhead closer door without finger protection  
Einzelne Tür ohne Fingerschutz - Rohrtuerschliesser Tür ohne Fingerschutz

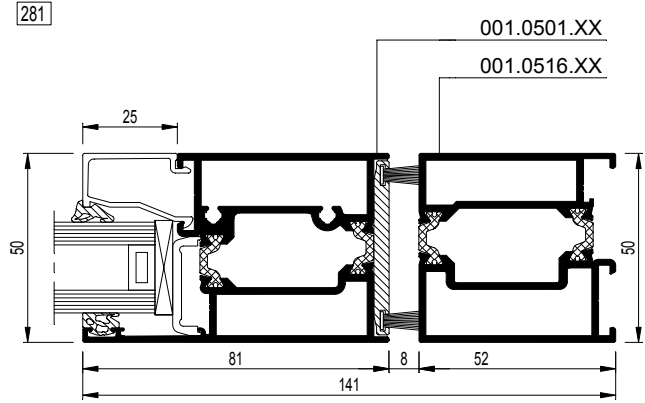


# CS 59-SD

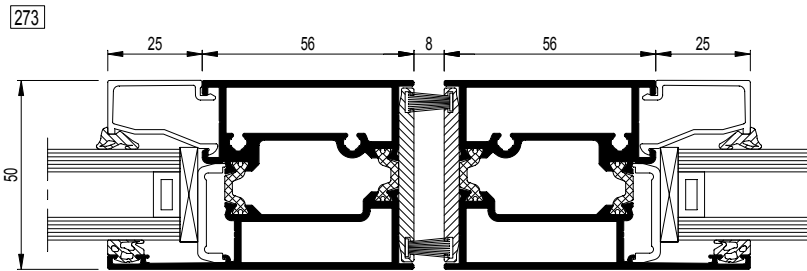
Deur zonder vingerbeveiliging - Vloerveer deur zonder vingerbeveiliging  
 Porte sans anti-pince-doigts - Pivoit de frein au sol porte sans anti-pince-doigts  
 Door without finger protection - Floor closer door without finger protection  
 Einzelne Tür ohne Fingerschutz - Bodentuerschliesser Tür ohne Fingerschutz



CS59-280001.dxf  
 CS59-280001.dwg



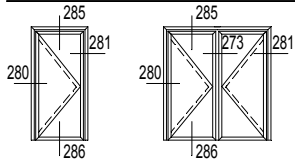
CS59-281001.dxf  
 CS59-281001.dwg



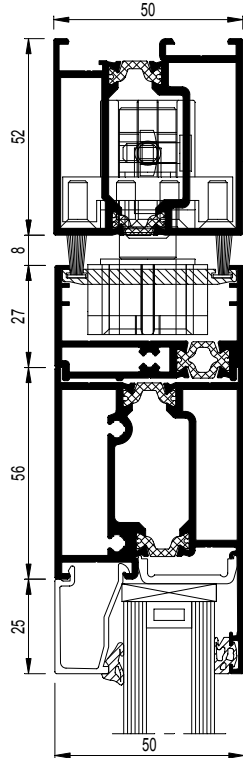
CS59-273001.dxf  
 CS59-273001.dwg

# CS 59-SD

Deur zonder vingerbeveiliging - Vloerveer deur zonder vingerbeveiliging  
 Porte sans anti-pince-doigts - Pivote de frein au sol porte sans anti-pince-doigts  
 Door without finger protection - Floor closer door without finger protection  
 Einzelne Tür ohne Fingerschutz - Bodentuerschliesser Tür ohne Fingerschutz



285



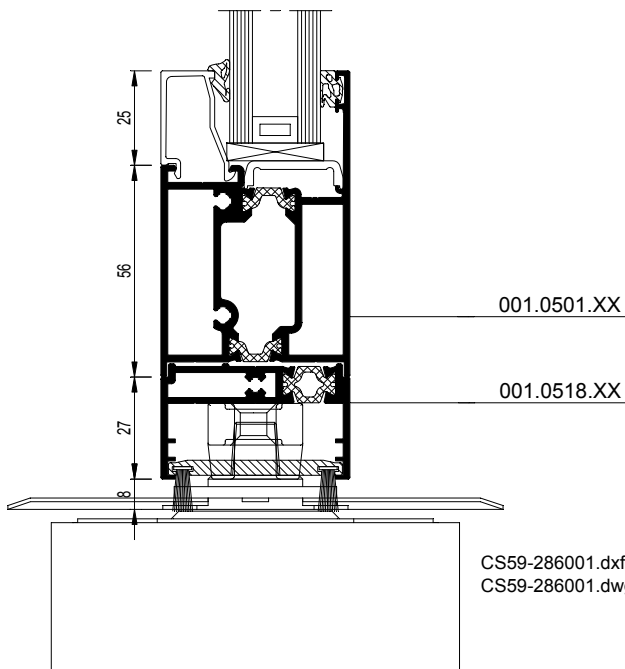
016.0516.XX

001.0518.XX

001.0501.XX

CS59-285001.dxf  
 CS59-285001.dwg


286



001.0501.XX

001.0518.XX

CS59-286001.dxf  
 CS59-286001.dwg



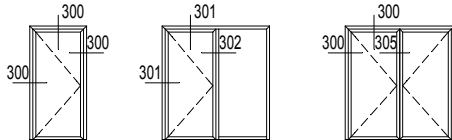
## CS 59Pa



### CS 59-CD Clampable Door (CS 59-CD)

#### 1 Portes ouvrant vers l'intérieur

Portes ouvrant vers l'intérieur

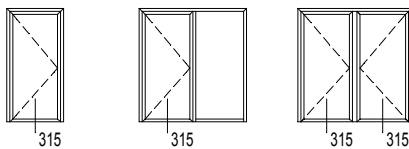


CS 59 - 300

CS 59 - 300

CS 5p - 300

Portes ouvrant vers l'intérieur avec ouvrant serti tout autour

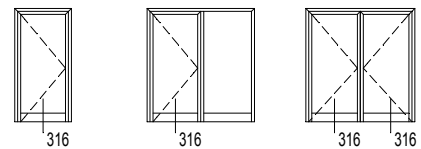


CS 59 - 301

CS 59 - 301

CS 59 - 301

Portes avec traverse



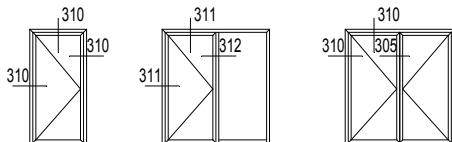
CS 59 - 303

CS 59 - 303

CS 59 - 303

#### 2 Portes ouvrant vers l'extérieur

Portes ouvrant vers l'extérieur

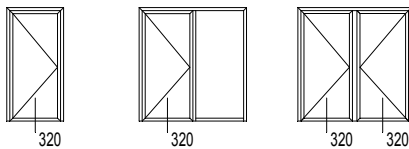


CS 59 - 304

CS 59 - 304

CS 59 - 304

Portes ouvrant vers l'extérieur avec ouvrant serti tout autour

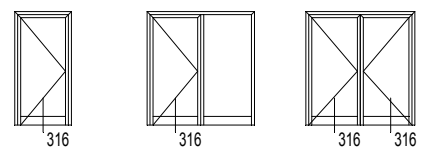


CS 59 - 305

CS 59 - 305

CS 59 - 305

Portes avec traverse



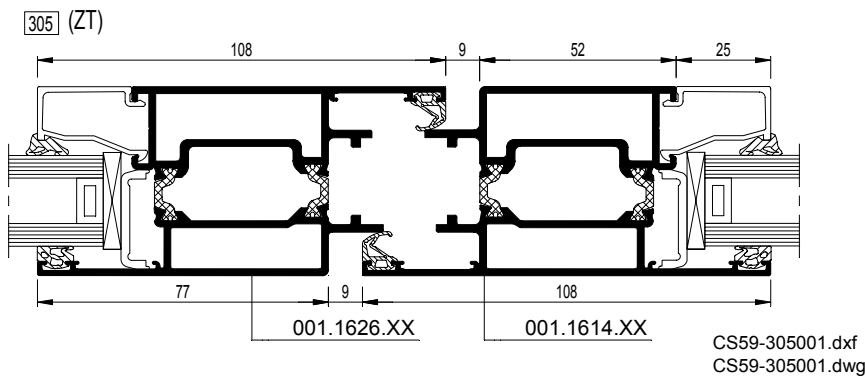
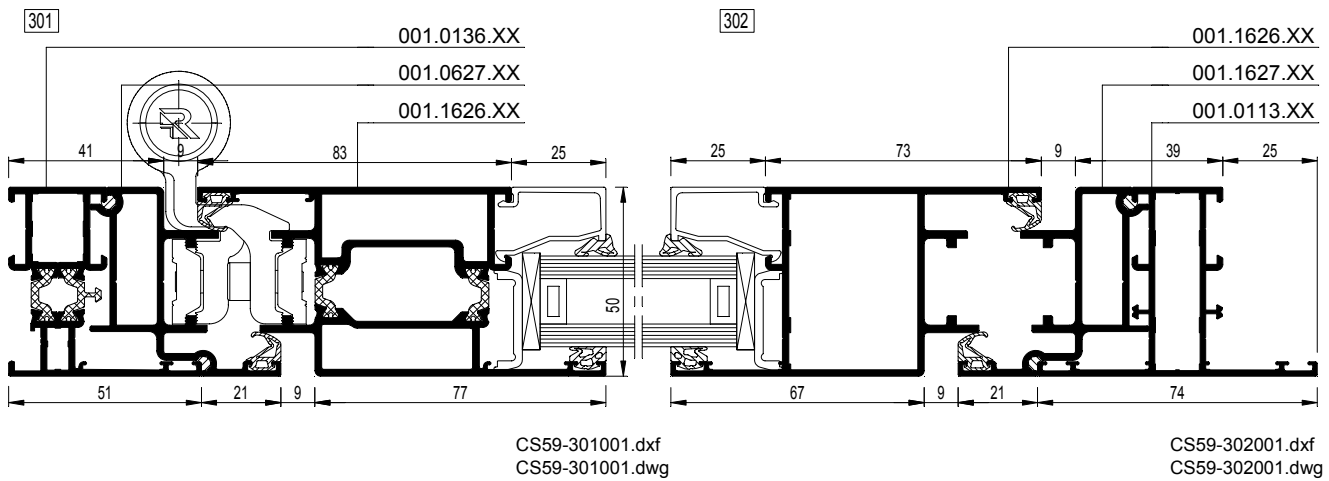
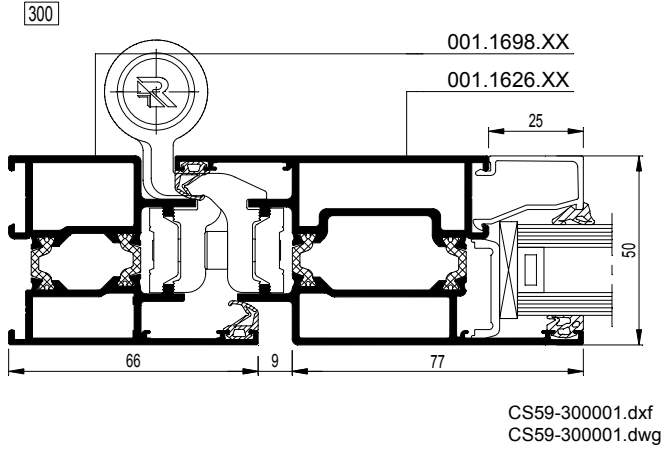
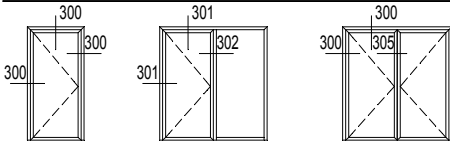
CS 59 - 303

CS 59 - 303

CS 59 - 303

# CS 59-CD

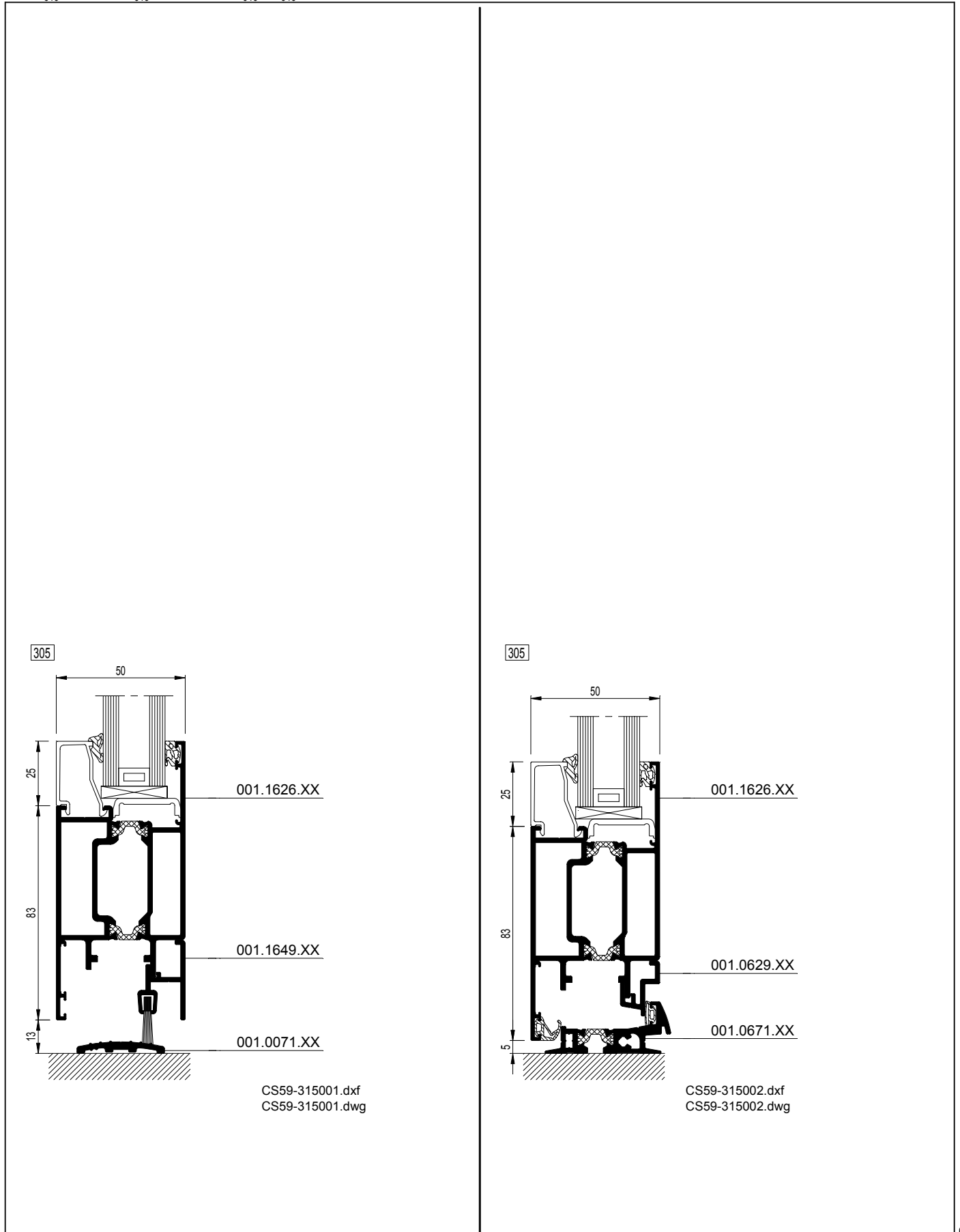
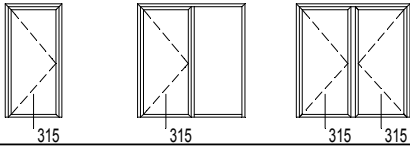
Deuren naar binnen draaiend - Naar binnen opengaande deuren  
 Portes ouvrant vers l'intérieur - Portes ouvrant vers l'intérieur  
 Doors inward opening - Inward opening doors  
 Türen nach innen öffnend - Nach innen öffnende Türen

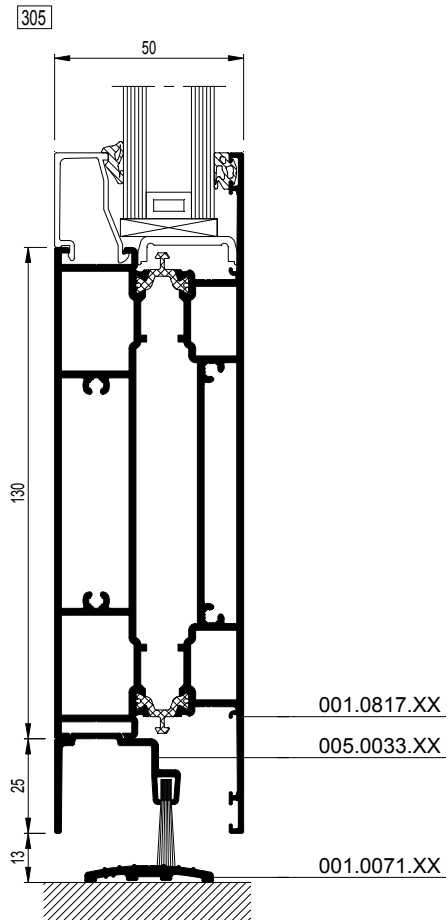
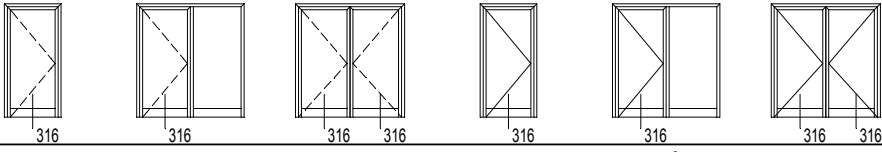




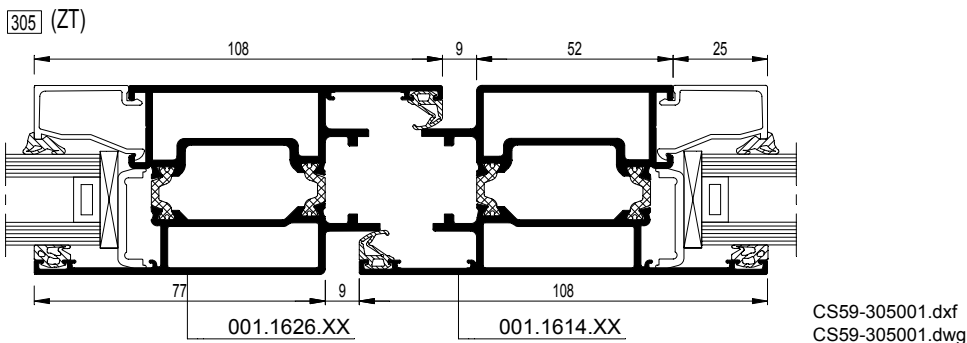
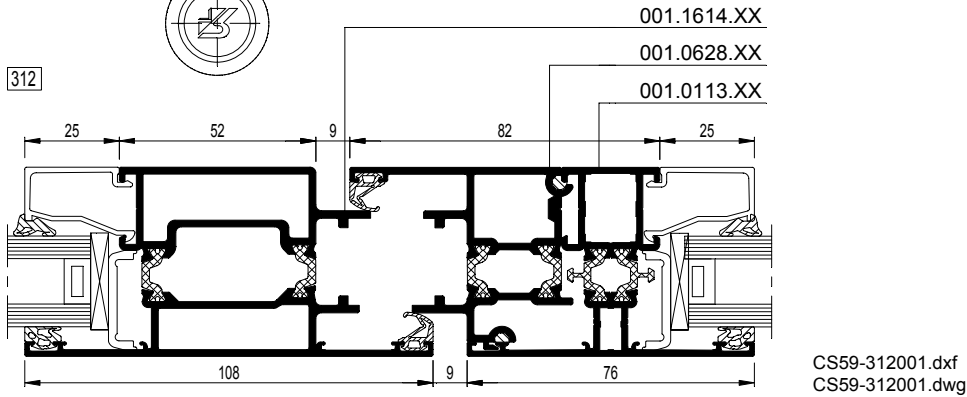
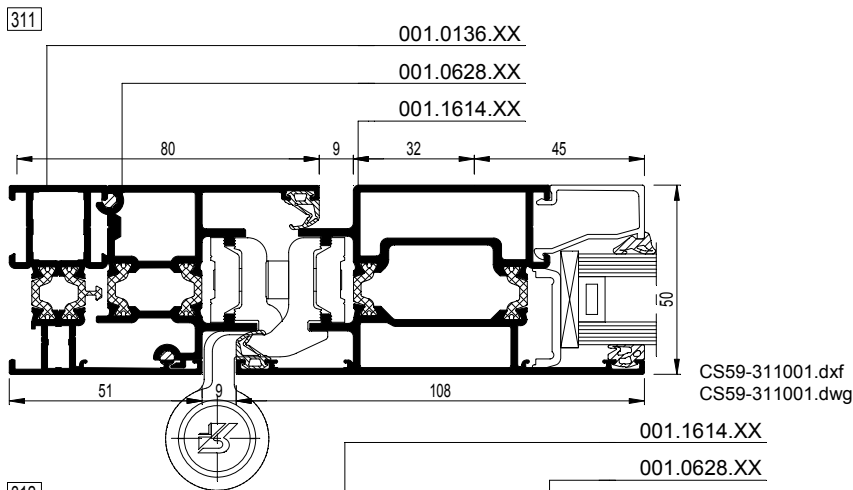
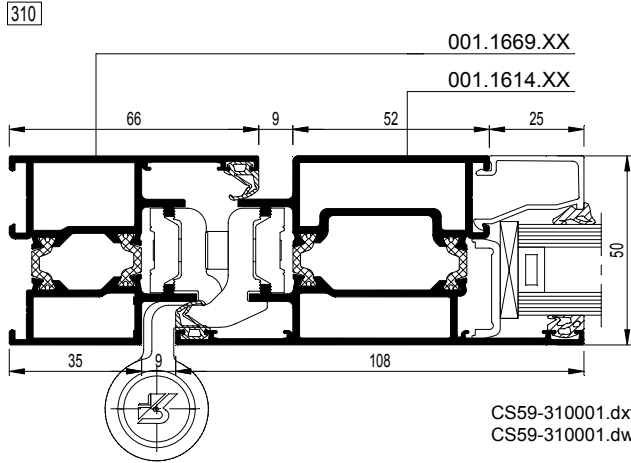
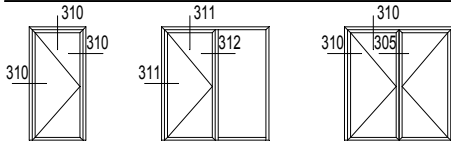
# CS 59-CD

Deuren naar binnen draaiend - Deuren met deurvleugel rondom geperst  
 Portes ouvrant vers l'intérieur - Ouvrant vers l'intérieur avec ouvrant serti tout autour  
 Doors inward opening - Inward opening doors with vent crimped all round  
 Türen nach innen öffnend - Rohrtuerschliesser Tür mit Fingerschutz



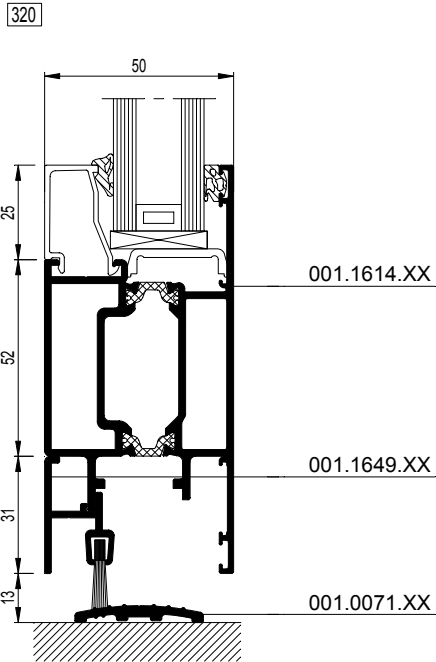
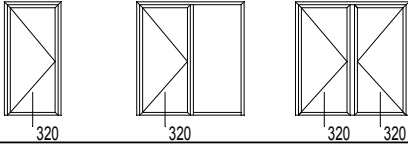


CS59-316001.dxf  
CS59-316001.dwg

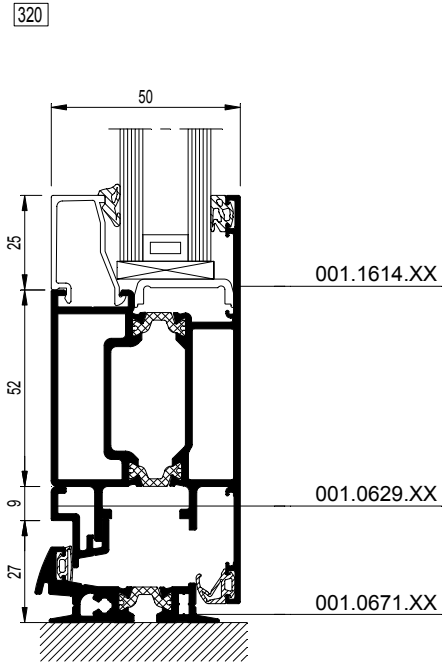


# CS 59-CD

Deuren naar buiten draaiend - Deuren met deurvleugel rondom geperst  
Portes ouvrant vers l'extérieur - Avec ouvrant serti tout autour  
Doors outward opening - Outward opening doors with vent crimped all round  
Türen nach außen öffnend - Mit rundherum gepresstem Türflügel



CS59-320001.dxf  
CS59-320001.dwg



CS59-320002.dxf  
CS59-320002.dwg

## CS 59



### Koppelingen met andere systemen

CW 50 - CS 59	CS 59 - CN002
CW 50 - CS 59-HV	CS 59 - CN002
TP 110	CS 59 - CN003
TLS 110	CS 59 - CN003
CP 155	CS 59 - CN004
CR 120	CS 59 - CN005

### Combinaisons avec d'autres systèmes

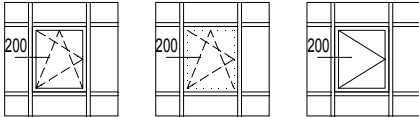
CW 50 - CS 59	CS 59 - CN002
CW 50 - CS 59-HV	CS 59 - CN002
TP 110	CS 59 - CN003
TLS 110	CS 59 - CN003
CP 155	CS 59 - CN004
CR 120	CS 59 - CN005

### Connections with other systems

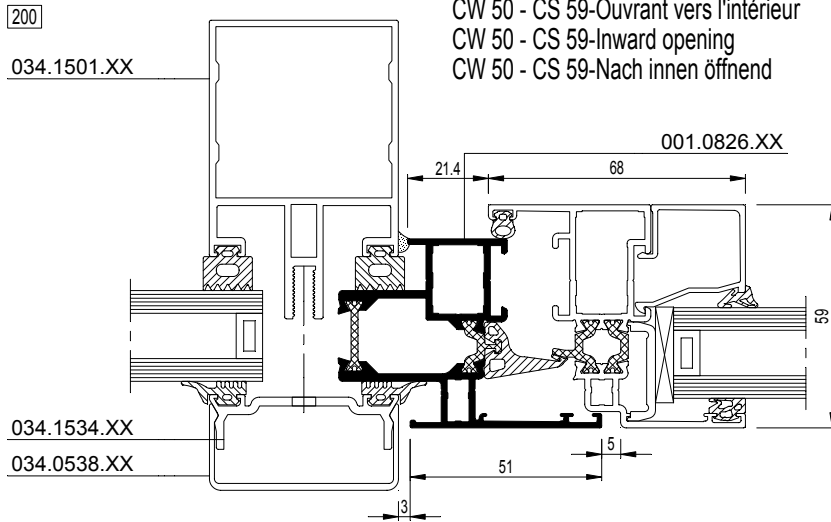
CW 50 - CS 59	CS 59 - CN002
CW 50 - CS 59-HV	CS 59 - CN002
TP 110	CS 59 - CN003
TLS 110	CS 59 - CN003
CP 155	CS 59 - CN004
CR 120	CS 59 - CN005

### Kombinationen mit anderen Systemen

CW 50 - CS 59	CS 59 - CN002
CW 50 - CS 59-HV	CS 59 - CN002
TP 110	CS 59 - CN003
TLS 110	CS 59 - CN003
CP 155	CS 59 - CN004
CR 120	CS 59 - CN005

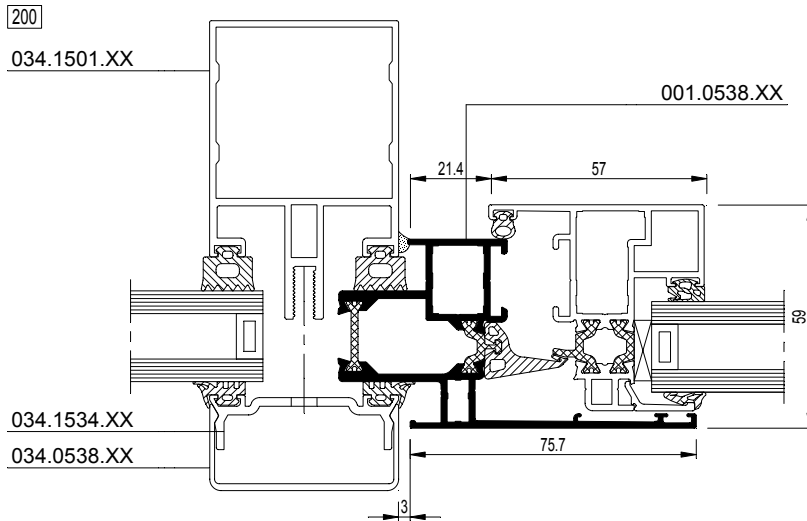


CW 50 - CS 59-Naar binnen draaiend  
 CW 50 - CS 59-Ouvrant vers l'intérieur  
 CW 50 - CS 59-Inward opening  
 CW 50 - CS 59-Nach innen öffnend



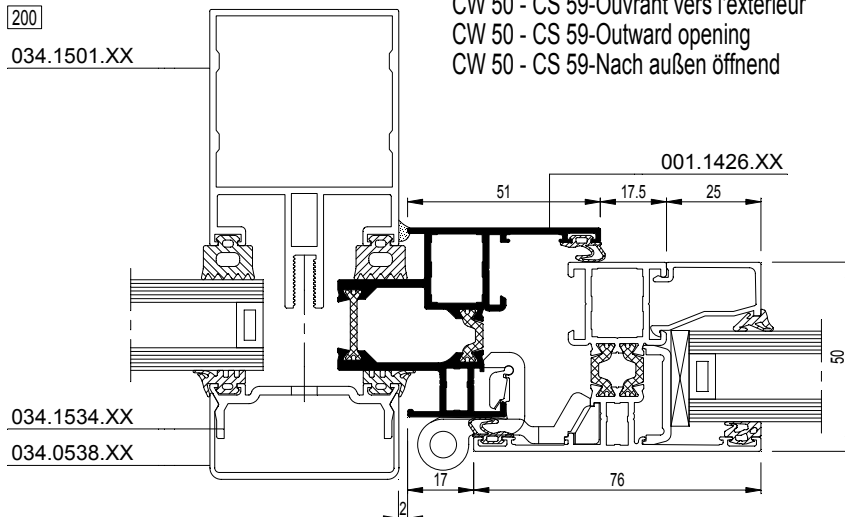
CS59-200001.dxf  
 CS59-200001.dwg

CW 50 - CS 59-HV

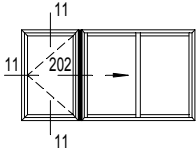


CS59-200002.dxf  
 CS59-200002.dwg

CW 50 - CS 59-Naar buiten draaiend  
 CW 50 - CS 59-Ouvrant vers l'extérieur  
 CW 50 - CS 59-Outward opening  
 CW 50 - CS 59-Nach außen öffnend

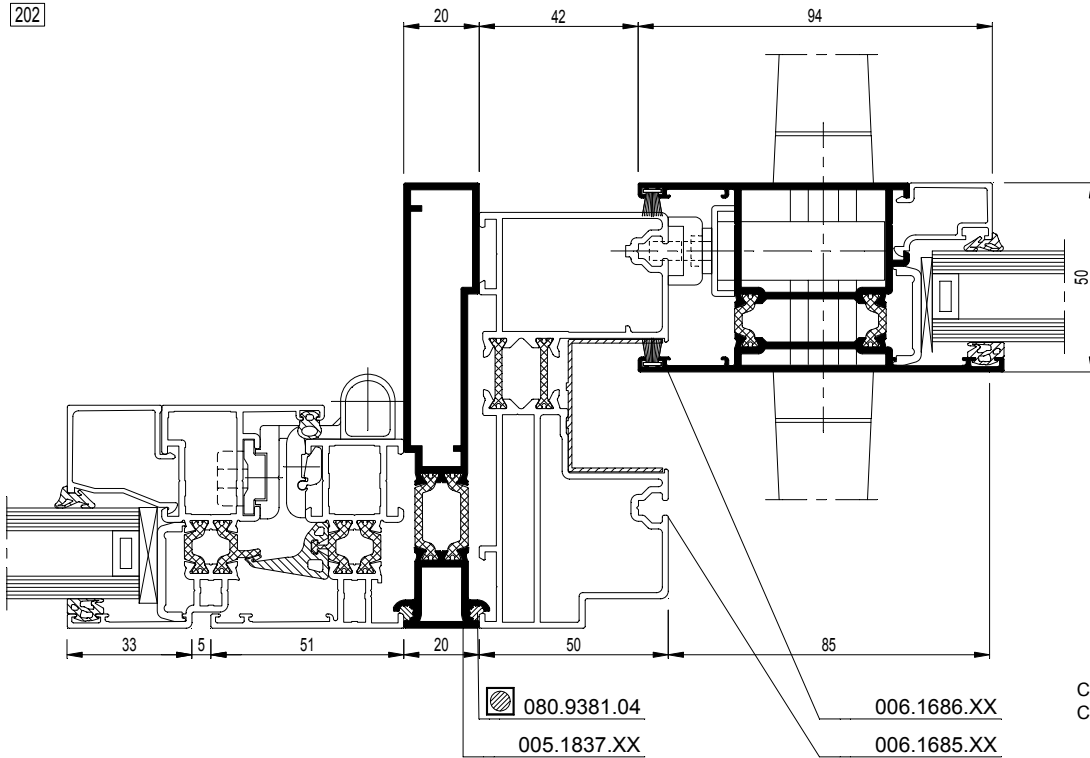


CS59-200003.dxf  
 CS59-200003.dwg



## TP 110

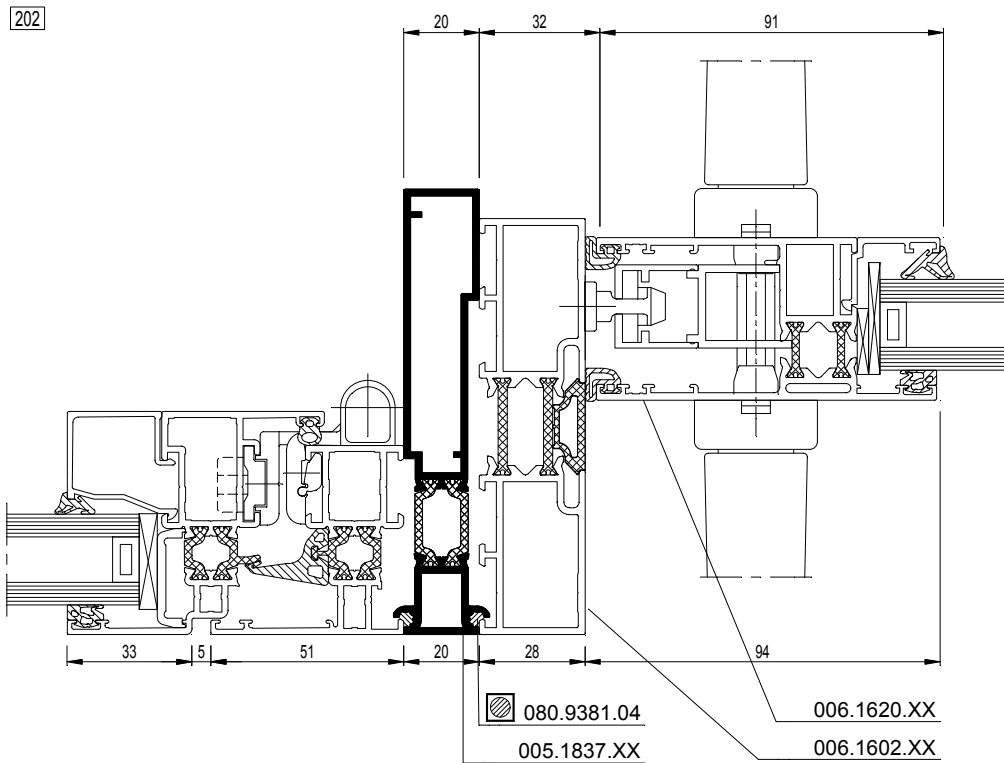
202



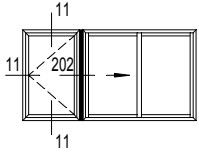
CS59-202001.dxf  
 CS59-202001.dwg

## TLS 110

202

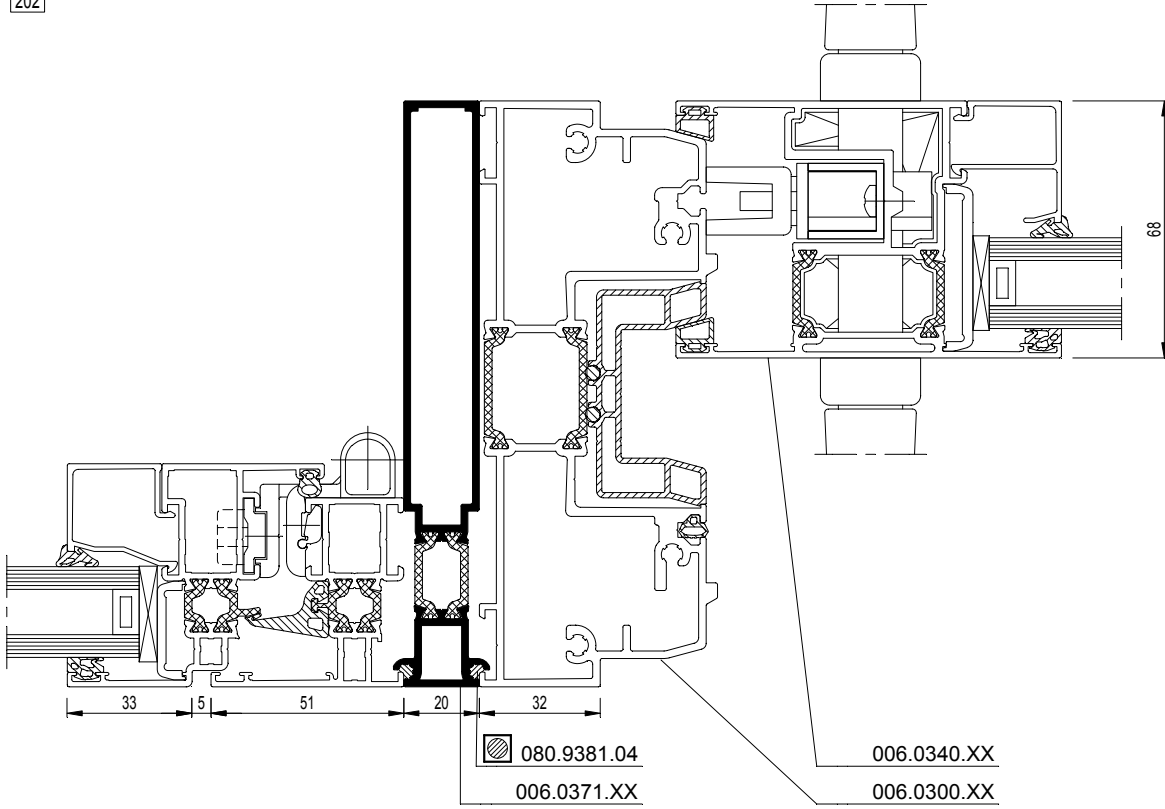


CS59-202002.dxf  
 CS59-202002.dwg



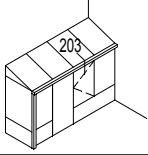
CP 155

202



CS59-202004.dxf  
 CS59-202004.dwg





203

